

MyCompass Index Conservative 2065 Fund - Fee Class R

Category
Target-Date 2065 +

Investment Objective & Strategy

The objective of the MyCompass Index Conservative Series of Funds is to provide long-term investors with an asset allocation strategy designed to maximize their retirement savings consistent with the risk that investors with a conservative risk tolerance may be willing to accept given their investment time horizon.

Volatility and Risk

Volatility as of 03-31-25

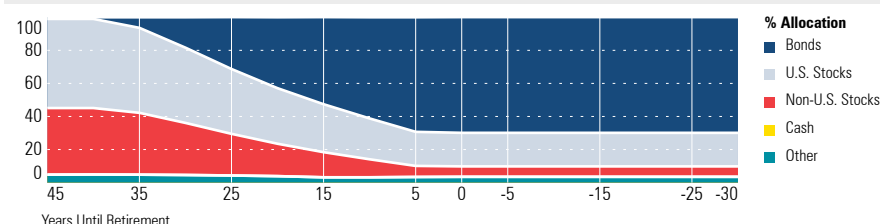
**Principal Risks**

Credit and Counterparty, Foreign Securities, Nondiversification, Issuer, Market/Market Volatility, Commodity, Equity Securities, Underlying Fund/Fund of Funds, Fixed-Income Securities, Target Date, Small Cap

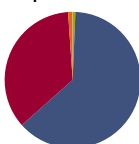
Important Information

Please refer to the Morningstar Disclosure and Glossary document contained in your plan's eligibility package for additional information. You may always access the most current version of the Disclosure and Glossary at <https://www.voyaretirementplans.com/fundonepagerscolor/DisclosureGlossary.pdf>

Funds or their affiliates may pay compensation to Voya® affiliates offering a fund. Such compensation may be paid out of distribution, service and/or 12b-1 fees that are deducted from the fund's assets, and/or may be paid directly by the fund's affiliates. Any fees deducted from fund assets are discussed in the fund's prospectus and disclosed in the fund fact sheet. Because these fees are paid on an on-going basis, over time these fees will increase the cost of your investment and may cost you more than paying other types of sales charges. If offered through a retirement program, additional fees and expenses may be charged under that program. NOT A DEPOSIT. NOT FDIC INSURED. NOT INSURED BY ANY FEDERAL GOVERNMENT AGENCY. NOT GUARANTEED BY THE INSTITUTION. MAY GO DOWN IN VALUE.

Allocation of Stocks and Bonds**Portfolio Analysis**

Composition as of 03-31-25



	% Assets
U.S. Stocks	62.8
Non-U.S. Stocks	35.5
Bonds	1.0
Cash	0.7
Other	0.1

Top 5 Holdings as of 03-31-25

	% Assets
Russell 1000® Index Fund F	58.01
BlackRock MSCI ACWI ex-U.S. IMI Idx F	35.69
Russell 2000® Index Fund F	4.26
FTSE NAREIT All Equity REITs Index Fd F	1.04
Long Term Credit Bond Index Fund F	1.02

Credit Analysis: % Bonds as of 03-31-25

AAA	4	BB	0
AA	11	B	0
A	42	Below B	0
BBB	44	Not Rated	0

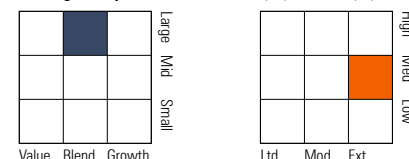
Operations

Gross Prosp Exp Ratio	See Notes below.
Net Prosp Exp Ratio	See Notes below.
Management Fee	See Notes below.
12b-1 Fee	See Notes below.
Other Fee	See Notes below.
Miscellaneous Fee(s)	See Notes below.
Fund Inception Date	11-29-21
Total Fund Assets (\$mil)	4.9
Annual Turnover Ratio %	—
Fund Family Name	flexPATH Strategies, LLC

Notes

A commingled fund is a pooled investment vehicle, maintained by a bank or trust company, the participants of which are limited to certain types of tax exempt employee benefit plans. The current NET Expense ratio is 0.150%. This Portfolio is not a registered investment company, and interests in the Portfolio have not been registered with the Securities and Exchange Commission.

Morningstar Style Box™ as of 03-31-25(EQ) ; 03-31-25(F-I)



Morningstar Super Sectors as of 03-31-25

	% Fund
Cyclical	35.55
Sensitive	45.46
Defensive	19.00

Morningstar F-I Sectors as of 03-31-25

	% Fund
Government	3.28
Corporate	55.03
Securitized	0.05
Municipal	2.46
Cash/Cash Equivalents	39.18
Derivative	0.00

Waiver Data	Type	Exp. Date	%
—	—	—	—

Portfolio Manager(s)

Management Team. Since 2021.

Advisor	flexPATH Strategies, LLC
Subadvisor	flexPATH Strategies, LLC