

Vanguard® Total Bond Market Index Fund - Institutional Plus Shares

Release Date
06-30-24

Category
Intermediate Core Bond

Investment Objective & Strategy

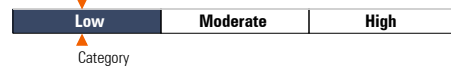
From the investment's prospectus

The investment seeks to track the performance of the Bloomberg U.S. Aggregate Float Adjusted Index.

This index measures the performance of a wide spectrum of public, investment-grade, taxable, fixed income securities in the United States-including government, corporate, and international dollar-denominated bonds, as well as mortgage-backed and asset-backed securities-all with maturities of more than 1 year. All of the fund's investments will be selected through the sampling process, and at least 80% of its assets will be invested in bonds held in the index.

Volatility and Risk

Volatility as of 06-30-24
Investment



Risk Measures	Port Avg	Rel BC Aggr	Rel Cat
3 Yr Std Dev	7.37	0.99	1.01
3 Yr Beta	0.99	—	1.02

Principal Risks

Credit and Counterparty, Extension, Prepayment (Call), Loss of Money, Not FDIC Insured, Income, Index Correlation/Tracking Error, Interest Rate, Market/Market Volatility, ETF, Restricted/Illiquid Securities, Early Close/Late Close/Trading Halt, Market Trading, Sampling


Important Information

Please refer to the Morningstar Disclosure and Glossary document contained in your plan's eligibility package for additional information. You may always access the most current version of the Disclosure and Glossary at <https://www.voyaretirementplans.com/fundonepagerscolor/DisclosureGlossary.pdf>

Funds or their affiliates may pay compensation to Voya® affiliates offering a fund. Such compensation may be paid out of distribution, service and/or 12b-1 fees that are deducted from the fund's assets, and/or may be paid directly by the fund's affiliates. Any fees deducted from fund assets are discussed in the fund's prospectus and disclosed in the fund fact sheet. Because these fees are paid on an on-going basis, over time these fees will increase the cost of your investment and may cost you more than paying other types of sales charges. If offered through a retirement program, additional fees and expenses may be charged under that program. NOT A DEPOSIT. NOT FDIC INSURED. NOT INSURED BY ANY FEDERAL GOVERNMENT AGENCY. NOT GUARANTEED BY THE INSTITUTION. MAY GO DOWN IN VALUE.

Portfolio Analysis

Composition as of 05-31-24



Top 10 Holdings as of 05-31-24

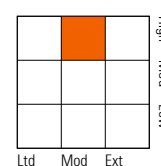
Top 10 Holdings	% Assets
United States Treasury Notes	0.45
United States Treasury Notes	0.43
United States Treasury Notes	0.43
United States Treasury Notes	0.41
United States Treasury Notes	0.41
United States Treasury Notes	0.40
United States Treasury Notes	0.40
United States Treasury Notes	0.39
United States Treasury Notes	0.39
United States Treasury Notes	0.38

Operations

Gross Prosp Exp Ratio	0.03% of fund assets
Net Prosp Exp Ratio	0.03% of fund assets
Management Fee	0.03%
12b-1 Fee	—
Other Fee	0.00%
Miscellaneous Fee(s)	0.00%
Fund Inception Date	02-05-10
Total Fund Assets (\$mil)	212,731.7
Annual Turnover Ratio %	36.00
Fund Family Name	Vanguard

Notes

Morningstar Fixed Income Style Box™ as of 03-31-24



Avg Eff Duration 6.09
Avg Eff Maturity 8.50

Morningstar F-I Sectors as of 05-31-24

Morningstar F-I Sectors	% Fund
Government	49.77
Corporate	26.23
Securitized	22.07
Municipal	0.54
Cash/Cash Equivalents	1.39
Derivative	0.00

Credit Analysis: % Bonds as of 03-31-24

AAA	71	BB	0
AA	3	B	0
A	13	Below B	0
BBB	13	Not Rated	0

Waiver Data

Type	Exp. Date	%
—	—	—

Portfolio Manager(s)

Joshua Barrickman, CFA. Since 2013.

Advisor Vanguard Group Inc
Subadvisor —