

Vanguard® Target Retirement 2025 Fund - Investor Shares

Category
Target-Date 2025

Investment Objective & Strategy

From the investment's prospectus

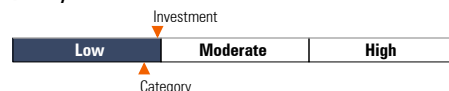
The investment seeks to provide capital appreciation and current income consistent with its current asset allocation.

The fund invests in a mix of Vanguard mutual funds according to an asset allocation strategy designed for investors planning to retire and leave the workforce in or within a few years of 2025 (the target year). The fund's asset allocation will become more conservative over time, meaning that the percentage of assets allocated to stocks will decrease while the percentage of assets allocated to bonds and other fixed income investments will increase.

Past name(s) : Vanguard Target Retirement 2025 Inv.

Volatility and Risk

Volatility as of 03-31-25



Risk Measures as of 03-31-25	Port Avg	Rel S&P 500	Rel Cat
3 Yr Std Dev	11.63	0.67	1.03
3 Yr Beta	0.92	—	1.03

Principal Risks

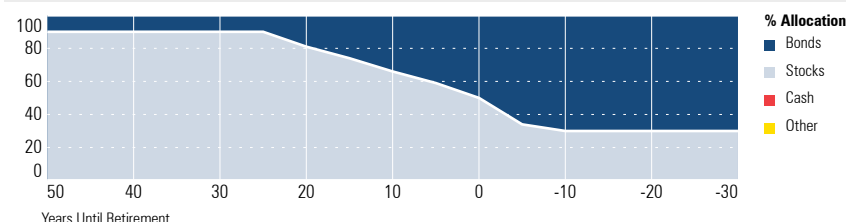
Hedging Strategies, Credit and Counterparty, Prepayment (Call), Currency, Loss of Money, Not FDIC Insured, Country or Region, Income, Interest Rate, Market/Market Volatility, Equity Securities, Underlying Fund/Fund of Funds, Fixed-Income Securities, Management

Important Information

Please refer to the Morningstar Disclosure and Glossary document contained in your plan's eligibility package for additional information. You may always access the most current version of the Disclosure and Glossary at <https://www.voyaretirementplans.com/fundonepagerscolor/DisclosureGlossary.pdf>

Funds or their affiliates may pay compensation to Voya® affiliates offering a fund. Such compensation may be paid out of distribution, service and/or 12b-1 fees that are deducted from the fund's assets, and/or may be paid directly by the fund's affiliates. Any fees deducted from fund assets are discussed in the fund's prospectus and disclosed in the fund fact sheet. Because these fees are paid on an on-going basis, over time these fees will increase the cost of your investment and may cost you more than paying other types of sales charges. If offered through a retirement program, additional fees and expenses may be charged under that program. NOT A DEPOSIT. NOT FDIC INSURED. NOT INSURED BY ANY FEDERAL GOVERNMENT AGENCY. NOT GUARANTEED BY THE INSTITUTION. MAY GO DOWN IN VALUE.

Allocation of Stocks and Bonds



Portfolio Analysis

Composition as of 03-31-25

U.S. Stocks	28.6
Non-U.S. Stocks	20.2
Bonds	49.6
Cash	1.5
Other	0.1
Total	100.0

Top 5 Holdings as of 03-31-25

	% Assets
Vanguard Total Bond Market II Idx Inv	29.89
Vanguard Total Stock Mkt Idx Instl Pls	28.72
Vanguard Total Intl Stock Index Inv	20.70
Vanguard Total Intl Bd II Idx Instl	12.84
Vanguard Shrt-Term Infl-Prot Sec Idx Adm	7.23

Credit Analysis: % Bonds as of 02-28-25

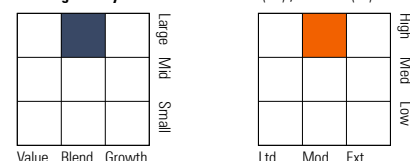
AAA	64	BB	0
AA	9	B	0
A	14	Below B	0
BBB	13	Not Rated	1

Operations

Gross Prosp Exp Ratio	0.08% of fund assets
Net Prosp Exp Ratio	0.08% of fund assets
Management Fee	0.00%
12b-1 Fee	—
Other Fee	—
Miscellaneous Fee(s)	0.08%
Fund Inception Date	10-27-03
Total Fund Assets (\$mil)	72,857.9
Annual Turnover Ratio %	7.00
Fund Family Name	Vanguard

Notes

Morningstar Style Box™ as of 03-31-25(EQ) ; 02-28-25(F-I)



Morningstar Super Sectors as of 03-31-25

	% Fund
Cyclical	35.26
Sensitive	46.19
Defensive	18.54

Morningstar F-I Sectors as of 03-31-25

	% Fund
Government	53.72
Corporate	16.14
Securitized	11.97
Municipal	0.24
Cash/Cash Equivalents	3.47
Derivative	14.46

Waiver Data	Type	Exp. Date	%
—	—	—	—

Portfolio Manager(s)

Walter Nejman. Since 2013.
Michael Roach, CFA. Since 2023.

Advisor	Vanguard Group Inc
Subadvisor	—