

# American Funds® 2010 Target Date Retirement Fund® - Class R-4

**Category**  
Target-Date 2000-2010

## Investment Objective & Strategy

### From the investment's prospectus

The investment seeks growth, income and conservation of capital.

The fund normally invests a greater portion of its assets in fixed income, equity-income and balanced funds as it continues past its target date. The advisor attempts to achieve its investment objectives by investing in a mix of American Funds in different combinations and weightings. The underlying American Funds represent a variety of fund categories, including growth-and-income funds, equity-income funds, balanced funds and fixed income funds. The fund categories represent differing investment objectives.

Past name(s) : American Funds Trgt Date Ret 2010 R4.

## Volatility and Risk

Volatility as of 09-30-21



Risk Measures as of 09-30-21	Port Avg	Rel S&P 500	Rel Cat
3 Yr Std Dev	7.28	0.39	0.96
3 Yr Beta	0.63	—	0.98

## Principal Risks

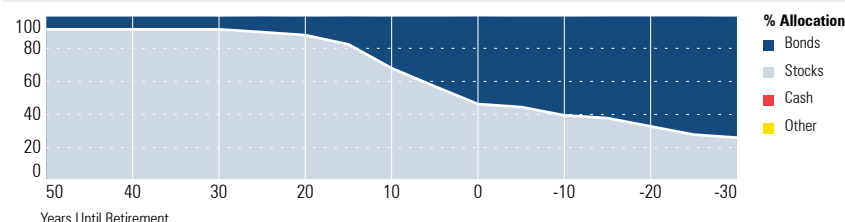
Inflation-Protected Securities, Foreign Securities, Long-Term Outlook and Projections, Loss of Money, Not FDIC Insured, Active Management, Issuer, Interest Rate, Market/Market Volatility, Equity Securities, High-Yield Securities, Mortgage-Backed and Asset-Backed Securities, Restricted/Illiquid Securities, Underlying Fund/Fund of Funds, U.S. Government Obligations, Derivatives, Fixed-Income Securities, Conflict of Interest, Management

## Important Information


**Morningstar Investment Profiles must be accompanied by Morningstar Disclosure and Glossary.**

Funds or their affiliates may pay compensation to Voya® affiliates offering a fund. Such compensation may be paid out of distribution, service and/or 12b-1 fees that are deducted from the fund's assets, and/or may be paid directly by the fund's affiliates. Any fees deducted from fund assets are discussed in the fund's prospectus and disclosed in the fund fact sheet. Because these fees are paid on an on-going basis, over time these fees will increase the cost of your investment and may cost you more than paying other types of sales charges. If offered through a retirement program, additional fees and expenses may be charged under that program. NOT A DEPOSIT. NOT FDIC INSURED. NOT INSURED BY ANY FEDERAL GOVERNMENT AGENCY. NOT GUARANTEED BY THE INSTITUTION. MAY GO DOWN IN VALUE.

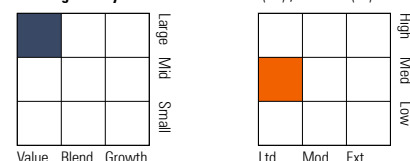
## Allocation of Stocks and Bonds



## Portfolio Analysis



Morningstar Style Box™ as of 09-30-21(EQ) ; 09-30-21(F-I)



Top 5 Holdings as of 09-30-21

	% Assets
American Funds Intern Bd Fd of Amer R6	15.50
American Funds Income Fund of Amer R6	14.65
American Funds Bond Fund of Amer R6	8.75
American Funds American Balanced R6	6.93
American Funds ST Bd Fd of Amer R6	6.81

Morningstar Super Sectors as of 09-30-21

	% Fund
Cyclical	33.73
Sensitive	37.68
Defensive	28.60

Credit Analysis: % Bonds as of 09-30-21

AAA	68	BB	5
AA	4	B	2
A	9	Below B	1
BBB	9	Not Rated	2

Morningstar F-I Sectors as of 09-30-21

	% Fund
Government	40.57
Corporate	22.28
Securitized	19.84
Municipal	0.38
Cash/Cash Equivalents	16.93
Other	0.00

## Operations

Gross Prosp Exp Ratio	0.65% of fund assets
Net Prosp Exp Ratio	0.65% of fund assets
Management Fee	0.00%
12b-1 Fee	0.25%
Other Fee	—
Miscellaneous Fee(s)	0.40%
Fund Inception Date	02-01-07
Total Fund Assets (\$mil)	4,353.7
Annual Turnover Ratio %	12.00
Fund Family Name	American Funds

Waiver Data

Type	Exp. Date	%
—	—	—

## Portfolio Manager(s)

Wesley Phoa. Since 2012.  
Bradley Vogt. Since 2012.

Advisor	Subadvisor
Capital Research and Management Company	—

## Notes

The return of principal for the underlying funds in this target date fund is not guaranteed. Fund shares are subject to the same interest rate, inflation and credit risks associated with the underlying bond holdings. Although the target date funds are actively managed for investors on a projected retirement date timeframe, the fund's allocation strategy does not guarantee that investors' retirement goals will be met. The target date is the year in which an investor may begin taking withdrawals. Investment professionals continue to manage each fund for 20 to 30 years after it reaches its target date.