

# American Funds® Washington Mutual Investors FundSM - Class R-4

Release Date  
06-30-23

**Category**  
Large Blend

## Investment Objective & Strategy

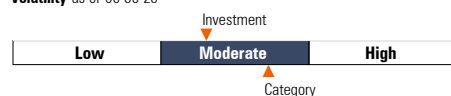
### From the investment's prospectus

The investment seeks to produce income and to provide an opportunity for growth of principal consistent with sound common stock investing.

The fund invests primarily in common stocks of established companies that are listed on, or meet the financial listing requirements of, the New York Stock Exchange and have a strong record of earnings and dividends. Its advisor strives to maintain a fully invested, diversified portfolio, consisting primarily of high-quality common stocks.

## Volatility and Risk

**Volatility** as of 06-30-23



Risk Measures as of 06-30-23	Port Avg	Rel S&P 500	Rel Cat
3 Yr Std Dev	15.78	0.87	0.88
3 Yr Beta	0.82	—	0.85

## Principal Risks

Long-Term Outlook and Projections, Loss of Money, Not FDIC Insured, Growth Investing, Active Management, Income, Issuer, Market/Market Volatility

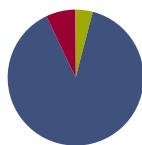
## Important Information

**Morningstar Investment Profiles must be accompanied by Morningstar Disclosure and Glossary.**

Funds or their affiliates may pay compensation to Voya® affiliates offering a fund. Such compensation may be paid out of distribution, service and/or 12b-1 fees that are deducted from the fund's assets, and/or may be paid directly by the fund's affiliates. Any fees deducted from fund assets are discussed in the fund's prospectus and disclosed in the fund fact sheet. Because these fees are paid on an on-going basis, over time these fees will increase the cost of your investment and may cost you more than paying other types of sales charges. If offered through a retirement program, additional fees and expenses may be charged under that program. NOT A DEPOSIT. NOT FDIC INSURED. NOT INSURED BY ANY FEDERAL GOVERNMENT AGENCY. NOT GUARANTEED BY THE INSTITUTION. MAY GO DOWN IN VALUE.

## Portfolio Analysis

**Composition** as of 06-30-23

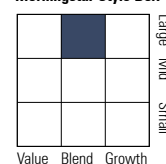


	% Assets
U.S. Stocks	88.9
Non-U.S. Stocks	7.0
Bonds	0.0
Cash	4.1
Other	0.1

**Top 10 Holdings** as of 06-30-23

	% Assets
Broadcom Inc	6.43
Microsoft Corp	6.19
UnitedHealth Group Inc	3.24
Comcast Corp Class A	2.68
Marsh & McLennan Companies Inc	2.51
Eli Lilly and Co	1.98
Northrop Grumman Corp	1.80
The Home Depot Inc	1.75
Philip Morris International Inc	1.70
Apple Inc	1.60

**Morningstar Style Box™** as of 06-30-23



	% Mkt Cap
Giant	36.25
Large	48.04
Medium	15.44
Small	0.27
Micro	0.00

**Morningstar Equity Sectors** as of 06-30-23

	% Fund
Cyclical	26.32
Basic Materials	2.55
Consumer Cyclical	7.40
Financial Services	14.36
Real Estate	2.01
Sensitive	44.26
Communication Services	5.43
Energy	5.44
Industrials	11.50
Technology	21.89
Defensive	29.44
Consumer Defensive	8.85
Healthcare	17.58
Utilities	3.01

## Operations

Gross Prosp Exp Ratio	0.62% of fund assets
Net Prosp Exp Ratio	0.62% of fund assets
Management Fee	0.23%
12b-1 Fee	0.25%
Other Fee	0.00%
Miscellaneous Fee(s)	0.14%
Fund Inception Date	05-20-02
Total Fund Assets (\$mil)	159,080.7
Annual Turnover Ratio %	30.00
Fund Family Name	American Funds

Waiver Data	Type	Exp. Date	%
—	—	—	—

## Portfolio Manager(s)

Alan Berro, CFA. Since 1997.  
Jeffrey Lager, CFA. Since 2004.

Advisor	Capital Research and Management Company
Subadvisor	—

## Notes