

Vanguard® Institutional Index Fund - Institutional Shares

Category
Large Blend

Investment Objective & Strategy

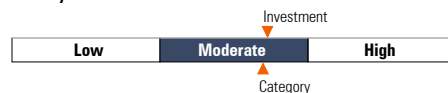
From the investment's prospectus

The investment seeks to track the performance of the S&P 500 Index that measures the investment return of large-capitalization stocks.

The fund employs an indexing investment approach designed to track the performance of the S&P 500 Index, a widely recognized benchmark of U.S. stock market performance that is dominated by the stocks of large U.S. companies. The advisor attempts to replicate the target index by investing all, or substantially all, of its assets in the stocks that make up the index, holding each stock in approximately the same proportion as its weighting in the index.

Volatility and Risk

Volatility as of 09-30-23



Risk Measures as of 09-30-23	Port Avg	Rel S&P 500	Rel Cat
3 Yr Std Dev	17.85	1.00	1.01
3 Yr Beta	1.00	—	1.04

Principal Risks

Loss of Money, Not FDIC Insured, Index Correlation/Tracking Error, Market/Market Volatility, Equity Securities, Management, Replication Management


Important Information

Please refer to the Morningstar Disclosure and Glossary document contained in your plan's eligibility package for additional information. You may always access the most current version of the Disclosure and Glossary at <https://www.voyaretirementplans.com/fundonepagerscolor/DisclosureGlossary.pdf>

Funds or their affiliates may pay compensation to Voya® affiliates offering a fund. Such compensation may be paid out of distribution, service and/or 12b-1 fees that are deducted from the fund's assets, and/or may be paid directly by the fund's affiliates. Any fees deducted from fund assets are discussed in the fund's prospectus and disclosed in the fund fact sheet. Because these fees are paid on an on-going basis, over time these fees will increase the cost of your investment and may cost you more than paying other types of sales charges. If offered through a retirement program, additional fees and expenses may be charged under that program. NOT A DEPOSIT. NOT FDIC INSURED. NOT INSURED BY ANY FEDERAL GOVERNMENT AGENCY. NOT GUARANTEED BY THE INSTITUTION. MAY GO DOWN IN VALUE.

Portfolio Analysis


Composition as of 09-30-23



Top 10 Holdings as of 09-30-23

Top 10 Holdings as of 09-30-23	% Assets
Apple Inc	7.00
Microsoft Corp	6.53
Amazon.com Inc	3.21
NVIDIA Corp	2.99
Alphabet Inc Class A	2.16
Tesla Inc	1.92
Meta Platforms Inc Class A	1.86
Alphabet Inc Class C	1.85
Berkshire Hathaway Inc Class B	1.78
Exxon Mobil Corp	1.31

Morningstar Style Box™ as of 09-30-23



Morningstar Equity Sectors as of 09-30-23

Morningstar Equity Sectors as of 09-30-23	% Fund
Cyclical	27.78
Basic Materials	2.22
Consumer Cyclical	10.86
Financial Services	12.33
Real Estate	2.37
Sensitive	49.87
Communication Services	8.87
Energy	4.72
Industrials	8.16
Technology	28.12
Defensive	22.34
Consumer Defensive	6.51
Healthcare	13.41
Utilities	2.42

Operations

Gross Prosp Exp Ratio	0.04% of fund assets
Net Prosp Exp Ratio	0.04% of fund assets
Management Fee	0.03%
12b-1 Fee	—
Other Fee	0.00%
Miscellaneous Fee(s)	0.01%
Fund Inception Date	07-31-90
Total Fund Assets (\$mil)	241,625.2
Annual Turnover Ratio %	3.00
Fund Family Name	Vanguard

Waiver Data	Type	Exp. Date	%
—	—	—	—

Portfolio Manager(s)

Donald Butler, CFA. Since 2000.
Michelle Louie, CFA. Since 2017.

Advisor	Vanguard Group Inc
Subadvisor	—

Notes