

Pioneer Strategic Income Fund - Class R Shares

Category
Multisector Bond

Investment Objective & Strategy

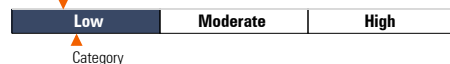
From the investment's prospectus

The investment seeks a high level of current income.

The fund normally invests at least 80% of its net assets (plus the amount of borrowings, if any, for investment purposes) in debt securities. It invests primarily in debt securities issued or guaranteed by the U.S. government, its agencies or instrumentalities or non-U.S. governmental entities; debt securities of U.S. and non-U.S. corporate issuers; and mortgage-related securities. The fund invests in securities with a broad range of maturities and maintains an average portfolio maturity which varies based upon the judgment of the fund's investment adviser.

Volatility and Risk

Volatility as of 09-30-18
Investment



Risk Measures as of 09-30-18	Port Avg	Rel BC Aggr	Rel Cat
3 Yr Std Dev	2.70	1.02	0.85
3 Yr Beta	0.59	—	1.05

Principal Risks

Credit and Counterparty, Extension, Inflation-Protected Securities, Prepayment (Call), Currency, Foreign Securities, Loss of Money, Not FDIC Insured, Interest Rate, Market/Market Volatility, Bank Loans, Convertible Securities, Equity Securities, High-Yield Securities, Industry and Sector Investing, Inverse Floaters, Mortgage-Backed and Asset-Backed Securities, Municipal Obligations, Leases, and AMT-Subject Bonds, Other, Preferred Stocks, Repurchase Agreements, Restricted/Illiquid Securities, U.S. Government Obligations, Derivatives, Leverage, Pricing, Increase in Expenses, Shareholder Activity, Amortized Cost, Credit Default Swaps, Forwards, Management, Zero-Coupon Bond


Important Information

Morningstar Investment Profiles must be accompanied by Morningstar Disclosure and Glossary.

Funds or their affiliates may pay compensation to Voya® affiliates offering a fund. Such compensation may be paid out of distribution, service and/or 12b-1 fees that are deducted from the fund's assets, and/or may be paid directly by the fund's affiliates. Any fees deducted from fund assets are discussed in the fund's prospectus and disclosed in the fund fact sheet. Because these fees are paid on an on-going basis, over time these fees will increase the cost of your investment and may cost you more than paying other types of sales charges. If offered through a retirement program, additional fees and expenses may be charged under that program. NOT A DEPOSIT. NOT FDIC INSURED. NOT INSURED BY ANY FEDERAL GOVERNMENT AGENCY. NOT GUARANTEED BY THE INSTITUTION. MAY GO DOWN IN VALUE.

Portfolio Analysis

Composition as of 08-31-18



Top 10 Holdings as of 08-31-18

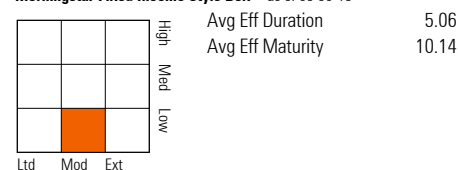
Security	% Assets
United States Treasury Bonds 0.75% 02-15-45	2.35
United States Treasury Bonds 1% 02-15-46	1.12
Zero% 31dec21 12-31-21	0.82
Wells Fargo & Co 7 1/2 % Non Cum Perp 12-31-49	0.71
United States Treasury Notes 2.5% 05-31-20	0.67
Bank of America Corporation 7 1/4 % No 12-31-49	0.59
United States Treasury Bonds 0.88% 02-15-47	0.47
Liberty Mutual Insurance Company 0%	0.43
Federal National Mortgage Associatio 5% 11-01-44	0.42
PENNSYLVANIA ST 4% 01-01-29	0.41

Operations

Gross Prosp Exp Ratio	1.41% of fund assets
Net Prosp Exp Ratio	1.41% of fund assets
Management Fee	0.56%
12b-1 Fee	0.50%
Other Fee	0.01%
Miscellaneous Fee(s)	0.34%
Fund Inception Date	04-01-03
Total Fund Assets (\$mil)	5,089.8
Annual Turnover Ratio %	52.00
Fund Family Name	Pioneer Investments

Notes

Morningstar Fixed Income Style Box™ as of 09-30-18



Morningstar F-I Sectors as of 08-31-18

Sector	% Fund
Government	7.92
Corporate	40.68
Securitized	48.11
Municipal	2.11
Cash/Cash Equivalents	1.13
Other	0.06

Credit Analysis: % Bonds as of 09-30-18

Rating	%	Category	%
AAA	35	BB	9
AA	9	B	5
A	8	Below B	1
BBB	24	Not Rated	8

Waiver Data	Type	Exp. Date	%
—	—	—	—

Portfolio Manager(s)

Kenneth Taubes. Since 1999.
Andrew Feltus. Since 2012.

Advisor	Amundi Pioneer Asset Management, Inc.
Subadvisor	—