

American Funds® The Income Fund of America® - Class R-2

Category

Allocation--70% to 85% Equity

Investment Objective & Strategy

From the investment's prospectus

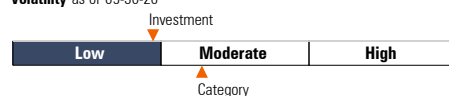
The investment seeks to provide investors with current income while secondarily striving for capital growth.

Normally the fund invests primarily in income-producing securities. These include equity securities, such as dividend-paying common stocks, and debt securities, such as interest-paying bonds. Generally at least 60% of the fund's assets will be invested in common stocks and other equity-type securities. The fund may also invest up to 30% of its assets in equity securities of issuers domiciled outside the United States, including issuers in developing countries.

Past name(s) : American Funds Inc Fund of Amer R2.

Volatility and Risk

Volatility as of 09-30-20



Risk Measures as of 09-30-20	Port Avg	Rel S&P 500	Rel Cat
3 Yr Std Dev	11.06	0.62	0.74
3 Yr Beta	1.03	—	0.75

Principal Risks

Foreign Securities, Long-Term Outlook and Projections, Loss of Money, Not FDIC Insured, Active Management, Income, Issuer, Market/Market Volatility, Equity Securities, High-Yield Securities, Fixed-Income Securities

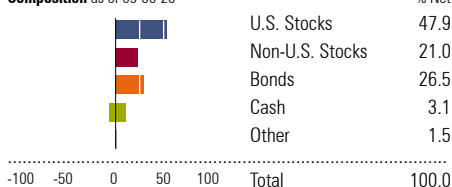
Important Information

Morningstar Investment Profiles must be accompanied by Morningstar Disclosure and Glossary.

Funds or their affiliates may pay compensation to Voya® affiliates offering a fund. Such compensation may be paid out of distribution, service and/or 12b-1 fees that are deducted from the fund's assets, and/or may be paid directly by the fund's affiliates. Any fees deducted from fund assets are discussed in the fund's prospectus and disclosed in the fund fact sheet. Because these fees are paid on an on-going basis, over time these fees will increase the cost of your investment and may cost you more than paying other types of sales charges. If offered through a retirement program, additional fees and expenses may be charged under that program. NOT A DEPOSIT. NOT FDIC INSURED. NOT INSURED BY ANY FEDERAL GOVERNMENT AGENCY. NOT GUARANTEED BY THE INSTITUTION. MAY GO DOWN IN VALUE.

Portfolio Analysis

Composition as of 09-30-20



Top 10 Holdings as of 09-30-20

Holder	% Assets
Capital Group Central Cash Fund	9.14
Microsoft Corp	2.33
Taiwan Semiconductor Manufacturing Co Ltd	1.96
Pfizer Inc	1.94
JPMorgan Chase & Co	1.93
Federal National Mortgage Associat 1.5% 11-01-35	1.90
Philip Morris International Inc	1.90
Federal National Mortgage Associat 2.5% 11-01-35	1.82
Verizon Communications Inc	1.79
Broadcom Inc	1.77

Credit Analysis: % Bonds as of 09-30-20

Rating	Count	BB	%
AAA	49	BB	16
AA	2	B	8
A	6	Below B	3
BBB	15	Not Rated	1

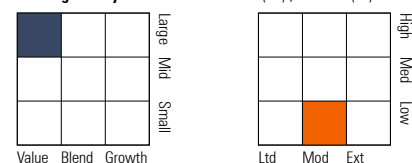
Operations

Gross Prosp Exp Ratio	1.37% of fund assets
Net Prosp Exp Ratio	1.37% of fund assets
Management Fee	0.22%
12b-1 Fee	0.75%
Other Fee	0.00%
Miscellaneous Fee(s)	0.40%
Fund Inception Date	05-31-02
Total Fund Assets (\$mil)	108,102.2
Annual Turnover Ratio %	117.00
Fund Family Name	American Funds

Notes

Restated to reflect current fees.

Morningstar Style Box™ as of 09-30-20(EQ) ; 09-30-20(F-I)



Morningstar Super Sectors as of 09-30-20

Sector	% Fund
Cyclical	33.17
Sensitive	32.16
Defensive	34.68

Morningstar F-I Sectors as of 09-30-20

Sector	% Fund
Government	7.98
Corporate	41.20
Securitized	25.24
Municipal	0.86
Cash/Cash Equivalents	24.72
Other	0.00

Waiver Data	Type	Exp. Date	%
—	—	—	—

Portfolio Manager(s)

Dina Perry, Since 1992.
Hilda Applbaum, CFA, Since 1997.

Advisor	Capital Research and Management Company
Subadvisor	—