

American Century Investments® One Choice® 2060 Portfolio - R6 Class

Release Date
12-31-25

Category
Target-Date 2060

Investment Objective & Strategy

From the investment's prospectus

The investment seeks the highest total return consistent with its asset mix.

The fund is a "fund of funds," meaning that it seeks to achieve its objective by investing in other American Century mutual funds (the underlying funds) that represent a variety of asset classes and investment styles. The underlying stock funds draw on growth, value and quantitative investment techniques and diversify investments among small, medium and large U.S. and foreign companies. The underlying bond funds invest in fixed-income securities that vary by issuer type (corporate and government), credit quality and geographic exposure (domestic and international).

Volatility and Risk

Volatility as of 12-31-25



Risk Measures as of 12-31-25	Port Avg	Rel S&P 500	Rel Cat
3 Yr Std Dev	10.55	0.88	0.93
3 Yr Beta	1.16	—	0.95

Principal Risks

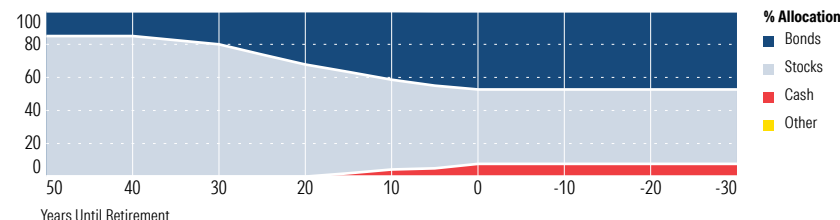
Credit and Counterparty, Emerging Markets, Foreign Securities, Loss of Money, Not FDIC Insured, Growth Investing, Value Investing, Interest Rate, Market/Market Volatility, Shareholder Activity, Conflict of Interest, Management, Target Date, Small Cap, Mid-Cap, Real Estate/ REIT Sector

Important Information

Please refer to the Morningstar Disclosure and Glossary document contained in your plan's eligibility package for additional information. You may always access the most current version of the Disclosure and Glossary at <https://www.voyaretirementplans.com/fundonepagerscolor/DisclosureGlossary.pdf>

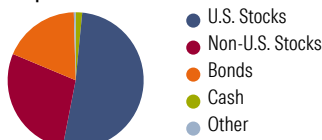
Funds or their affiliates may pay compensation to Voya® affiliates offering a fund. Such compensation may be paid out of distribution, service and/or 12b-1 fees that are deducted from the fund's assets, and/or may be paid directly by the fund's affiliates. Any fees deducted from fund assets are discussed in the fund's prospectus and disclosed in the fund fact sheet. Because these fees are paid on an on-going basis, over time these fees will increase the cost of your investment and may cost you more than paying other types of sales charges. If offered through a retirement program, additional fees and expenses may be charged under that program. NOT A DEPOSIT. NOT FDIC INSURED. NOT INSURED BY ANY FEDERAL GOVERNMENT AGENCY. NOT GUARANTEED BY THE INSTITUTION. MAY GO DOWN IN VALUE.

Allocation of Stocks and Bonds

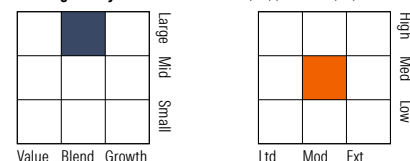


Portfolio Analysis

Composition as of 12-31-25



Morningstar Style Box™ as of 12-31-25(EQ) ; 12-31-25(F-I)



Top 5 Holdings as of 12-31-25

Asset	% Assets
American Century Large Cap Equity G	12.97
American Century Focused Lg Cap Val G	12.43
American Century Diversified Bond G	8.89
American Century International Gr G	8.68
American Century Growth G	7.46

Morningstar Super Sectors as of 12-31-25

Sector	% Fund
Cyclical	35.13
Sensitive	45.02
Defensive	19.84

Morningstar F-I Sectors as of 12-31-25

Sector	% Fund
Government	35.06
Corporate	28.98
Securitized	25.80
Municipal	0.47
Cash/Cash Equivalents	7.77
Derivative	1.91

Credit Analysis: % Bonds as of 12-31-25

Rating	Count	Rating	Count
AAA	48	BB	14
AA	4	B	5
A	8	Below B	3
BBB	17	Not Rated	1

Operations

Gross Prosp Exp Ratio	0.61% of fund assets
Net Prosp Exp Ratio	0.54% of fund assets
Management Fee	0.60%
12b-1 Fee	—
Other Fee	—
Miscellaneous Fee(s)	0.01%
Fund Inception Date	09-30-15
Total Fund Assets (\$mil)	421.6
Annual Turnover Ratio %	20.00
Fund Family Name	American Century Investments

Waiver Data	Type	Exp. Date	%
Expense Ratio	Contractual	11-30-26	0.07

Portfolio Manager(s)

Scott Wilson, CFA. Since 2015.
Richard Weiss, CFA. Since 2015.

Advisor	Subadvisor
American Century Investment Management Inc	—

Notes

The management fee has been restated to reflect current fees. The advisor has agreed to waive a portion of the fund's management fee. The advisor expects this waiver to continue until November 30, 2026 and cannot terminate it prior to such date without the approval of the Board of Directors.