

Vanguard® Institutional Target Retirement 2040 Fund - Institutional Shares

Category
Target-Date 2040

Investment Objective & Strategy

From the investment's prospectus

The investment seeks to provide capital appreciation and current income consistent with its current asset allocation.

The fund invests in other Vanguard mutual funds according to an asset allocation strategy designed for investors planning to retire and leave the workforce in or within a few years of 2040 (the target year). The fund's asset allocation will become more conservative over time, meaning that the percentage of assets allocated to stocks will decrease while the percentage of assets allocated to bonds and other fixed income investments will increase.

Volatility and Risk

Volatility as of 09-30-20



Risk Measures as of 09-30-20	Port Avg	Rel S&P 500	Rel Cat
3 Yr Std Dev	14.55	0.82	1.00
3 Yr Beta	1.38	—	1.00

Principal Risks

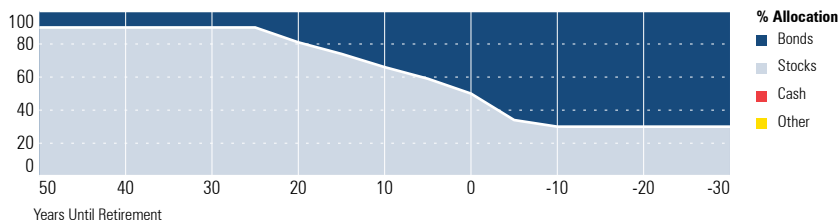
Credit and Counterparty, Prepayment (Call), Currency, Loss of Money, Not FDIC Insured, Country or Region, Interest Rate, Market/Market Volatility, Equity Securities, Underlying Fund/ Fund of Funds, Fixed-Income Securities, Management, Target Date

Important Information


Morningstar Investment Profiles must be accompanied by Morningstar Disclosure and Glossary.

Funds or their affiliates may pay compensation to Voya® affiliates offering a fund. Such compensation may be paid out of distribution, service and/or 12b-1 fees that are deducted from the fund's assets, and/or may be paid directly by the fund's affiliates. Any fees deducted from fund assets are discussed in the fund's prospectus and disclosed in the fund fact sheet. Because these fees are paid on an on-going basis, over time these fees will increase the cost of your investment and may cost you more than paying other types of sales charges. If offered through a retirement program, additional fees and expenses may be charged under that program. NOT A DEPOSIT. NOT FDIC INSURED. NOT INSURED BY ANY FEDERAL GOVERNMENT AGENCY. NOT GUARANTEED BY THE INSTITUTION. MAY GO DOWN IN VALUE.

Allocation of Stocks and Bonds



Portfolio Analysis



Top 5 Holdings as of 09-30-20	% Assets
Vanguard Total Stock Market Idx I	49.57
Vanguard Total Intl Stock Index Inv	33.18
Vanguard Total Bond Market II Idx Inv	11.89
Vanguard Total Intl Bd Idx Admiral™	5.37

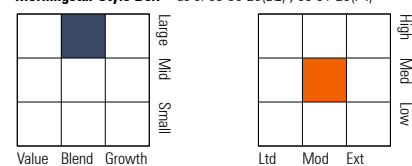
Credit Analysis: % Bonds as of 08-31-20			
AAA	50	BB	0
AA	11	B	0
A	16	Below B	0
BBB	23	Not Rated	0

Operations

Gross Prosp Exp Ratio	0.09% of fund assets
Net Prosp Exp Ratio	0.09% of fund assets
Management Fee	0.00%
12b-1 Fee	—
Other Fee	—
Miscellaneous Fee(s)	0.09%
Fund Inception Date	06-26-15
Total Fund Assets (\$mil)	29,149.6
Annual Turnover Ratio %	5.00
Fund Family Name	Vanguard

Notes

Morningstar Style Box™ as of 09-30-20(EQ) ; 08-31-20(F-I)



Morningstar Super Sectors as of 09-30-20	% Fund
Cyclical	34.77
Sensitive	41.83
Defensive	23.40

Morningstar F-I Sectors as of 09-30-20	% Fund
Government	55.28
Corporate	25.04
Securitized	18.21
Municipal	0.52
Cash/Cash Equivalents	0.94
Other	0.00

Waiver Data	Type	Exp. Date	%
—	—	—	—

Portfolio Manager(s)
William Coleman, CFA. Since 2015.
Walter Nejman. Since 2015.

Advisor	Vanguard Group Inc
Subadvisor	—