

# Vanguard® Target Retirement 2060 Fund - Investor Shares

**Category**  
Target-Date 2060+

## Investment Objective & Strategy

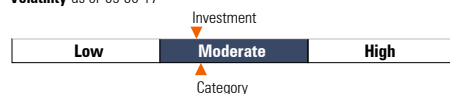
### From the investment's prospectus

The investment seeks to provide capital appreciation and current income consistent with its current asset allocation.

The fund invests in other Vanguard mutual funds according to an asset allocation strategy designed for investors planning to retire and leave the workforce in or within a few years of 2060 (the target year). The fund's asset allocation will become more conservative over time, meaning that the percentage of assets allocated to stocks will decrease while the percentage of assets allocated to bonds and other fixed income investments will increase.

## Volatility and Risk

Volatility as of 09-30-17



| Risk Measures as of 09-30-17 | Port Avg | Rel S&P 500 | Rel Cat |
|------------------------------|----------|-------------|---------|
| 3 Yr Std Dev                 | 9.06     | 0.90        | 0.98    |
| 3 Yr Beta                    | 1.47     | —           | 0.99    |

## Principal Risks

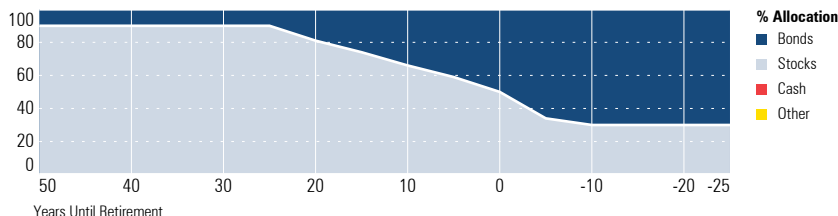
Hedging Strategies, Credit and Counterparty, Prepayment (Call), Currency, Loss of Money, Not FDIC Insured, Country or Region, Income, Interest Rate, Market/Market Volatility, Equity Securities, Fixed-Income Securities, Management, Target Date

## Important Information

**Morningstar Investment Profiles must be accompanied by Morningstar Disclosure and Glossary.**

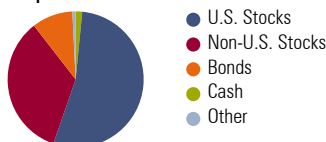
Funds or their affiliates may pay compensation to Voya® affiliates offering a fund. Such compensation may be paid out of distribution, service and/or 12b-1 fees that are deducted from the fund's assets, and/or may be paid directly by the fund's affiliates. Any fees deducted from fund assets are discussed in the fund's prospectus and disclosed in the fund fact sheet. Because these fees are paid on an on-going basis, over time these fees will increase the cost of your investment and may cost you more than paying other types of sales charges. If offered through a retirement program, additional fees and expenses may be charged under that program. NOT A DEPOSIT. NOT FDIC INSURED. NOT INSURED BY ANY FEDERAL GOVERNMENT AGENCY. NOT GUARANTEED BY THE INSTITUTION. MAY GO DOWN IN VALUE.

## Allocation of Stocks and Bonds

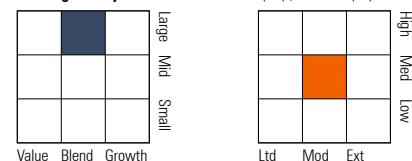


## Portfolio Analysis

Composition as of 09-30-17



Morningstar Style Box™ as of 09-30-17(EQ) ; 08-31-17(F-I)



Top 5 Holdings as of 09-30-17

| Top 5 Holdings as of 09-30-17         | % Assets |
|---------------------------------------|----------|
| Vanguard Total Stock Mkt Idx Inv      | 54.09    |
| Vanguard Total Intl Stock Index Inv   | 35.89    |
| Vanguard Total Bond Market II Idx Inv | 7.04     |
| Vanguard Total Intl Bd Idx Investor   | 2.93     |

Morningstar Super Sectors as of 09-30-17

| Morningstar Super Sectors as of 09-30-17 | % Fund |
|------------------------------------------|--------|
| Cyclical                                 | 38.83  |
| Sensitive                                | 37.64  |
| Defensive                                | 23.54  |

Credit Analysis: % Bonds as of 08-31-17

| Credit Analysis: % Bonds as of 08-31-17 | % Assets |
|-----------------------------------------|----------|
| AAA                                     | 56       |
| AA                                      | 11       |
| A                                       | 17       |
| BBB                                     | 16       |
| BB                                      | 0        |
| B                                       | 0        |
| Below B                                 | 0        |
| Not Rated                               | 0        |

Morningstar F-I Sectors as of 09-30-17

| Morningstar F-I Sectors as of 09-30-17 | % Fund |
|----------------------------------------|--------|
| Government                             | 49.25  |
| Corporate                              | 19.62  |
| Securitized                            | 15.79  |
| Municipal                              | 0.43   |
| Cash/Cash Equivalents                  | 14.90  |
| Other                                  | 0.00   |

## Operations

|                           |                      |
|---------------------------|----------------------|
| Gross Prosp Exp Ratio     | 0.16% of fund assets |
| Net Prosp Exp Ratio       | 0.16% of fund assets |
| Management Fee            | 0.00%                |
| 12b-1 Fee                 | —                    |
| Other Fee                 | —                    |
| Miscellaneous Fee(s)      | 0.16%                |
| Fund Inception Date       | 01-19-12             |
| Total Fund Assets (\$mil) | 2,080.5              |
| Annual Turnover Ratio %   | 6.00                 |
| Fund Family Name          | Vanguard             |

| Waiver Data | Type | Exp. Date | % |
|-------------|------|-----------|---|
| —           | —    | —         | — |

## Portfolio Manager(s)

William Coleman. Since 2013.  
Walter Nejman. Since 2013.

|            |                    |
|------------|--------------------|
| Advisor    | Vanguard Group Inc |
| Subadvisor | —                  |

## Notes