

# American Funds® American Balanced Fund® - Class R-2

## Category

Allocation--50% to 70% Equity

## Investment Objective & Strategy

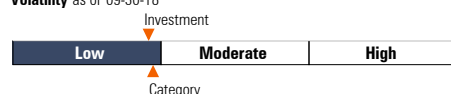
### From the investment's prospectus

The investment seeks conservation of capital, current income and long-term growth of capital and income.

The fund uses a balanced approach to invest in a broad range of securities, including common stocks and investment-grade bonds. It also invests in securities issued and guaranteed by the U.S. government and by federal agencies and instrumentalities. In addition, the fund may invest a portion of its assets in common stocks, most of which have a history of paying dividends, bonds and other securities of issuers domiciled outside the United States.

## Volatility and Risk

### Volatility as of 09-30-18



Risk Measures as of 09-30-18	Port Avg	Rel S&P 500	Rel Cat
3 Yr Std Dev	5.70	0.62	0.92
3 Yr Beta	0.98	—	0.96

## Principal Risks

Foreign Securities, Loss of Money, Not FDIC Insured, Growth Investing, Active Management, Issuer, Market/Market Volatility, Equity Securities, Mortgage-Backed and Asset-Backed Securities, Restricted/Illiquid Securities, U.S. Government Obligations, Fixed-Income Securities


## Important Information

**Morningstar Investment Profiles must be accompanied by Morningstar Disclosure and Glossary.**

Funds or their affiliates may pay compensation to Voya® affiliates offering a fund. Such compensation may be paid out of distribution, service and/or 12b-1 fees that are deducted from the fund's assets, and/or may be paid directly by the fund's affiliates. Any fees deducted from fund assets are discussed in the fund's prospectus and disclosed in the fund fact sheet. Because these fees are paid on an on-going basis, over time these fees will increase the cost of your investment and may cost you more than paying other types of sales charges. If offered through a retirement program, additional fees and expenses may be charged under that program. NOT A DEPOSIT. NOT FDIC INSURED. NOT INSURED BY ANY FEDERAL GOVERNMENT AGENCY. NOT GUARANTEED BY THE INSTITUTION. MAY GO DOWN IN VALUE.

## Portfolio Analysis

### Composition as of 09-30-18



### Top 10 Holdings as of 09-30-18

Company	% Assets
Microsoft Corp	4.07
UnitedHealth Group Inc	2.62
Berkshire Hathaway Inc A	2.31
The Home Depot Inc	2.25
Broadcom Inc	1.60
Nike Inc B	1.57
Philip Morris International Inc	1.57
DowDuPont Inc	1.41
Intel Corp	1.30
Royal Dutch Shell PLC ADR Class B	1.23

### Credit Analysis: % Bonds as of 09-30-18

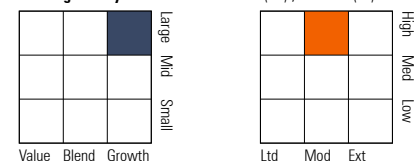
Rating	Count	Percentage	
AAA	67	BB	1
AA	4	B	0
A	13	Below B	0
BBB	15	Not Rated	0

## Operations

Gross Prosp Exp Ratio	1.36% of fund assets
Net Prosp Exp Ratio	1.36% of fund assets
Management Fee	0.22%
12b-1 Fee	0.74%
Other Fee	0.00%
Miscellaneous Fee(s)	0.40%
Fund Inception Date	05-21-02
Total Fund Assets (\$mil)	135,336.0
Annual Turnover Ratio %	95.00
Fund Family Name	American Funds

## Notes

### Morningstar Style Box™ as of 09-30-18(EQ) ; 09-30-18(F-I)



### Morningstar Super Sectors as of 09-30-18

Sector	% Fund
Cyclical	36.81
Sensitive	41.74
Defensive	21.44

### Morningstar F-I Sectors as of 09-30-18

Sector	% Fund
Government	38.12
Corporate	31.49
Securitized	20.38
Municipal	0.58
Cash/Cash Equivalents	9.43
Other	0.00

Waiver Data	Type	Exp. Date	%
—	—	—	—

## Portfolio Manager(s)

John Smet. Since 1997.  
Hilda Applbaum, CFA. Since 1999.

Advisor	Capital Research and Management Company
Subadvisor	—