

# Vanguard® Intermediate-Term Bond Index Fund - Admiral™ Shares

Release Date  
09-30-18

**Category**  
Intermediate-Term Bond

## Investment Objective & Strategy

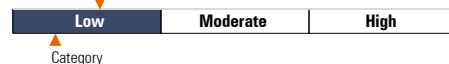
### From the investment's prospectus

The investment seeks the performance of the Bloomberg Barclays U.S. 5-10 Year Government/Credit Float Adjusted Index.

Bloomberg Barclays U.S. 5-10 Year Government/Credit Float Adjusted Index includes all medium and larger issues of U.S. government, investment-grade corporate and investment-grade international dollar-denominated bonds that have maturities between 5 and 10 years and are publicly issued. All of its investments will be selected through the sampling process, and at least 80% of its assets will be invested in bonds held in the index.

## Volatility and Risk

**Volatility** as of 09-30-18  
Investment



Risk Measures as of 09-30-18	Port Avg	Rel BC Aggr	Rel Cat
3 Yr Std Dev	3.54	1.33	1.38
3 Yr Beta	1.31	—	1.49

## Principal Risks

Credit and Counterparty, Loss of Money, Not FDIC Insured, Income, Interest Rate, Restricted/Illiquid Securities, Sampling


## Important Information

**Morningstar Investment Profiles must be accompanied by Morningstar Disclosure and Glossary.**

Funds or their affiliates may pay compensation to Voya® affiliates offering a fund. Such compensation may be paid out of distribution, service and/or 12b-1 fees that are deducted from the fund's assets, and/or may be paid directly by the fund's affiliates. Any fees deducted from fund assets are discussed in the fund's prospectus and disclosed in the fund fact sheet. Because these fees are paid on an on-going basis, over time these fees will increase the cost of your investment and may cost you more than paying other types of sales charges. If offered through a retirement program, additional fees and expenses may be charged under that program. NOT A DEPOSIT. NOT FDIC INSURED. NOT INSURED BY ANY FEDERAL GOVERNMENT AGENCY. NOT GUARANTEED BY THE INSTITUTION. MAY GO DOWN IN VALUE.

## Portfolio Analysis

**Composition** as of 09-30-18



**Top 10 Holdings** as of 09-30-18

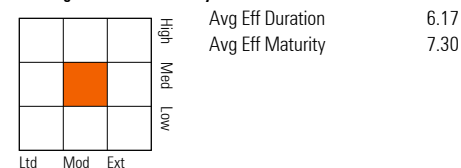
Security	% Assets
United States Treasury Notes 2.12% 02-29-24	2.60
United States Treasury Notes 2.5% 05-15-24	2.10
United States Treasury Notes 2.25% 02-15-27	2.00
United States Treasury Notes 1.62% 05-15-26	1.90
United States Treasury Notes 2.38% 05-15-27	1.90
United States Treasury Notes 2.88% 05-15-28	1.90
United States Treasury Notes 1.62% 02-15-26	1.88
United States Treasury Notes 2.88% 08-15-28	1.85
United States Treasury Notes 2% 11-15-26	1.81
United States Treasury Notes 2.12% 05-15-25	1.78

## Operations

Gross Prosp Exp Ratio	0.07% of fund assets
Net Prosp Exp Ratio	0.07% of fund assets
Management Fee	0.06%
12b-1 Fee	—
Other Fee	—
Miscellaneous Fee(s)	0.01%
Fund Inception Date	11-12-01
Total Fund Assets (\$mil)	18,726.7
Annual Turnover Ratio %	55.00
Fund Family Name	Vanguard

## Notes

**Morningstar Fixed Income Style Box™** as of 09-30-18



Avg Eff Duration 6.17  
Avg Eff Maturity 7.30

**Morningstar F-I Sectors** as of 09-30-18

Sector	% Fund
Government	57.77
Corporate	40.56
Securitized	0.20
Municipal	0.20
Cash/Cash Equivalents	1.27
Other	0.00

**Credit Analysis: % Bonds** as of 09-30-18

Rating	%	Rating	%
AAA	54	BB	0
AA	4	B	0
A	16	Below B	0
BBB	25	Not Rated	0

Waiver Data	Type	Exp. Date	%
—	—	—	—

## Portfolio Manager(s)

Joshua Barrickman, CFA. Since 2008.

Advisor	Vanguard Group Inc
Subadvisor	—