

JPMCB SmartRetirement® Passive Blend 2055 Fund - CF Class

Release Date
09-30-18

Category
Target-Date 2055

Investment Objective & Strategy

The Funds seeks high total return with a shift to current income and some capital appreciation over time as each Fund approaches and passes the target retirement date.

Uses an asset allocation strategy designed for investors expecting to retire around the year 2055, with the allocation changing on an annual basis, becoming more conservative as the Fund nears the target retirement date.

Invests in a combination of equity, fixed income and short-term JPMorgan Chase Bank, N.A. Commingled Pension Trust Fund vehicles.

Volatility and Risk

Volatility as of 09-30-18



Risk Measures as of 09-30-18	Port Avg	Rel S&P 500	Rel Cat
3 Yr Std Dev	8.05	0.88	0.97
3 Yr Beta	1.44	—	0.99

Principal Risks

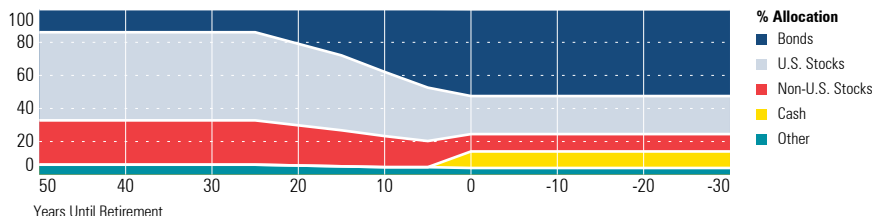
Credit and Counterparty, Inflation-Protected Securities, Currency, Emerging Markets, Foreign Securities, Long-Term Outlook and Projections, Loss of Money, Not FDIC Insured, Active Management, Index Correlation/Tracking Error, Interest Rate, Market/Market Volatility, Bank Loans, Commodity, Equity Securities, ETF, Futures, High-Yield Securities, Mortgage-Backed and Asset-Backed Securities, Restricted/Illiquid Securities, Underlying Fund/Fund of Funds, U.S. Government Obligations, Derivatives, Fixed-Income Securities, Maturity/Duration, Sovereign Debt, Suitability, Multimanager, Credit Default Swaps, Forwards, Investment-Grade Securities, Management, Passive Management, Portfolio Diversification, Swaps, Target Date, Small Cap, Mid-Cap, Large Cap, Real Estate/REIT Sector, Money Market Fund Ownership

Important Information

Morningstar Investment Profiles must be accompanied by Morningstar Disclosure and Glossary.

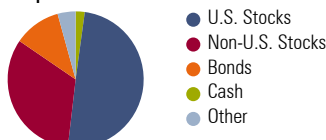
Funds or their affiliates may pay compensation to Voya® affiliates offering a fund. Such compensation may be paid out of distribution, service and/or 12b-1 fees that are deducted from the fund's assets, and/or may be paid directly by the fund's affiliates. Any fees deducted from fund assets are discussed in the fund's prospectus and disclosed in the fund fact sheet. Because these fees are paid on an on-going basis, over time these fees will increase the cost of your investment and may cost you more than paying other types of sales charges. If offered through a retirement program, additional fees and expenses may be charged under that program. NOT A DEPOSIT. NOT FDIC INSURED. NOT INSURED BY ANY FEDERAL GOVERNMENT AGENCY. NOT GUARANTEED BY THE INSTITUTION. MAY GO DOWN IN VALUE.

Allocation of Stocks and Bonds



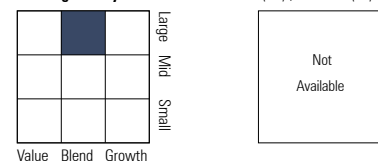
Portfolio Analysis

Composition as of 06-30-18



% Assets

Morningstar Style Box™ as of 06-30-18(EQ) ; 09-30-18(F-I)



Top 5 Holdings as of 06-30-18

Top 5 Holdings as of 06-30-18	% Assets
JPMCB Equity Index Fund Inv	36.55
JPMCB EAFE Equity Index Investment	25.44
JPMCB Emerging Markets Equity Inv	6.15
JPMCB Core Bond Fund Inv	5.88
JPMCB Mid Cap Equity Index Investment	5.25

Morningstar Super Sectors as of 06-30-18

Morningstar Super Sectors as of 06-30-18	% Fund
Cyclical	42.95
Sensitive	35.89
Defensive	21.13

Morningstar F-I Sectors as of 06-30-18

Morningstar F-I Sectors as of 06-30-18	% Fund
Government	26.71
Corporate	38.84
Securitized	18.26
Municipal	0.08
Cash/Cash Equivalents	16.09
Other	0.01

Credit Analysis: % Bonds

Not Available

Operations

Gross Prosp Exp Ratio	See Notes below.
Net Prosp Exp Ratio	See Notes below.
Management Fee	See Notes below.
12b-1 Fee	See Notes below.
Other Fee	See Notes below.
Miscellaneous Fee(s)	See Notes below.
Fund Inception Date	02-08-13
Total Fund Assets (\$mil)	276.8
Annual Turnover Ratio %	17.00
Fund Family Name	JPMorgan Chase Bank NA

Waiver Data	Type	Exp. Date	%
—	—	—	—

Portfolio Manager(s)

Anne Lester. Since 2013.
Michael Schoenhaut, CFA. Since 2013.

Advisor	JPMorgan Chase Bank
Subadvisor	—

Notes

A commingled fund is a pooled investment vehicle, maintained by a bank or trust company, the participants of which are limited to certain types of tax exempt employee benefit plans. The current NET Expense ratio is 0.26%. This Portfolio is not a registered investment company, and interests in the Portfolio have not been registered with the Securities and Exchange Commission. Net expense includes acquired fund fees and expenses of the underlying collective investment trusts and reflects the Trustee's voluntary agreement to limit its fees and reimburse certain expenses.