

# Vanguard® Target Retirement 2055 Fund - Investor Shares

**Category**  
Target-Date 2055

## Investment Objective & Strategy

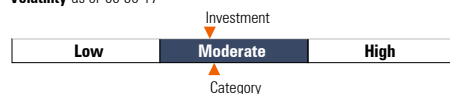
### From the investment's prospectus

The investment seeks to provide capital appreciation and current income consistent with its current asset allocation.

The fund invests in other Vanguard mutual funds according to an asset allocation strategy designed for investors planning to retire and leave the workforce in or within a few years of 2055 (the target year). The fund's asset allocation will become more conservative over time, meaning that the percentage of assets allocated to stocks will decrease while the percentage of assets allocated to bonds and other fixed income investments will increase.

## Volatility and Risk

Volatility as of 06-30-17



Risk Measures as of 06-30-17	Port Avg	Rel S&P 500	Rel Cat
3 Yr Std Dev	9.37	0.91	0.98
3 Yr Beta	1.44	—	0.99

## Principal Risks

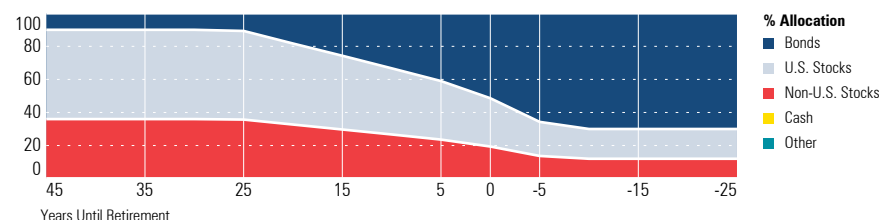
Hedging Strategies, Credit and Counterparty, Prepayment (Call), Currency, Loss of Money, Not FDIC Insured, Country or Region, Income, Interest Rate, Market/Market Volatility, Equity Securities, Fixed-Income Securities, Management, Target Date

## Important Information

**Morningstar Investment Profiles must be accompanied by Morningstar Disclosure and Glossary.**

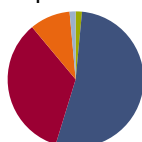
Funds or their affiliates may pay compensation to Voya® affiliates offering a fund. Such compensation may be paid out of distribution, service and/or 12b-1 fees that are deducted from the fund's assets, and/or may be paid directly by the fund's affiliates. Any fees deducted from fund assets are discussed in the fund's prospectus and disclosed in the fund fact sheet. Because these fees are paid on an on-going basis, over time these fees will increase the cost of your investment and may cost you more than paying other types of sales charges. If offered through a retirement program, additional fees and expenses may be charged under that program. NOT A DEPOSIT. NOT FDIC INSURED. NOT INSURED BY ANY FEDERAL GOVERNMENT AGENCY. NOT GUARANTEED BY THE INSTITUTION. MAY GO DOWN IN VALUE.

## Allocation of Stocks and Bonds



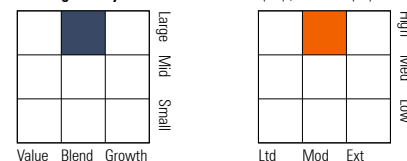
## Portfolio Analysis

Composition as of 06-30-17



Category	% Assets
U.S. Stocks	53.3
Non-U.S. Stocks	34.2
Bonds	9.6
Cash	1.5
Other	1.4

Morningstar Style Box™ as of 06-30-17(EQ) ; 05-31-17(F-I)



Top 5 Holdings as of 06-30-17

Holder	% Assets
Vanguard Total Stock Mkt Idx Inv	53.96
Vanguard Total Intl Stock Index Inv	36.01
Vanguard Total Bond Market II Idx Inv	7.02
Vanguard Total Intl Bd Idx Investor	2.96
CMT Market Liquidity Rate	0.05

Morningstar Super Sectors as of 06-30-17

Sector	% Fund
Cyclical	38.59
Sensitive	37.62
Defensive	23.80

Credit Analysis: % Bonds as of 05-31-17

Rating	Count	BB	%
AAA	56	BB	0
AA	11	B	0
A	17	Below B	0
BBB	16	Not Rated	0

Morningstar F-I Sectors as of 06-30-17

Sector	% Fund
Government	48.16
Corporate	21.95
Securitized	15.58
Municipal	0.50
Cash/Cash Equivalents	13.82
Other	0.00

## Operations

Gross Prosp Exp Ratio	0.16% of fund assets
Net Prosp Exp Ratio	0.16% of fund assets
Management Fee	0.00%
12b-1 Fee	—
Other Fee	—
Miscellaneous Fee(s)	0.16%
Fund Inception Date	08-18-10
Total Fund Assets (\$mil)	4,973.7
Annual Turnover Ratio %	8.00
Fund Family Name	Vanguard

Waiver Data	Type	Exp. Date	%
—	—	—	—

## Portfolio Manager(s)

William Coleman. Since 2013.  
Walter Nejman. Since 2013.

Advisor	Vanguard Group Inc
Subadvisor	—

## Notes