

**American Funds® 2055 Target Date Retirement Fund® - Class R-6****Category**  
Target-Date 2055**Investment Objective & Strategy****From the investment's prospectus**

The investment seeks growth, income and conservation of capital.

The fund normally invests a greater portion of its assets in fixed income, equity-income and balanced funds as it approaches and passes its target date. The advisor attempts to achieve its investment objectives by investing in a mix of American Funds in different combinations and weightings. The underlying American Funds represent a variety of fund categories, including growth funds, growth-and-income funds, equity-income funds, balanced funds and fixed income funds. The fund categories represent differing investment objectives and strategies.

**Volatility and Risk**

Volatility as of 09-30-25



Risk Measures as of 09-30-25	Port Avg	Rel S&P 500	Rel Cat
3 Yr Std Dev	12.02	0.90	0.96
3 Yr Beta	1.17	—	0.94

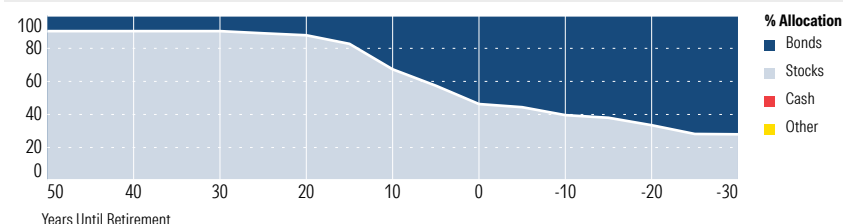
**Principal Risks**

Foreign Securities, Loss of Money, Not FDIC Insured, Active Management, Issuer, Interest Rate, Market/Market Volatility, Equity Securities, Underlying Fund/Fund of Funds, U.S. Government Obligations, Fixed-Income Securities, Conflict of Interest, Management

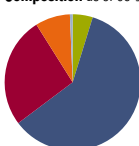
**Important Information**

**Please refer to the Morningstar Disclosure and Glossary document contained in your plan's eligibility package for additional information. You may always access the most current version of the Disclosure and Glossary at <https://www.voyaretirementplans.com/fundonepagerscolor/DisclosureGlossary.pdf>**

Funds or their affiliates may pay compensation to Voya® affiliates offering a fund. Such compensation may be paid out of distribution, service and/or 12b-1 fees that are deducted from the fund's assets, and/or may be paid directly by the fund's affiliates. Any fees deducted from fund assets are discussed in the fund's prospectus and disclosed in the fund fact sheet. Because these fees are paid on an on-going basis, over time these fees will increase the cost of your investment and may cost you more than paying other types of sales charges. If offered through a retirement program, additional fees and expenses may be charged under that program. NOT A DEPOSIT. NOT FDIC INSURED. NOT INSURED BY ANY FEDERAL GOVERNMENT AGENCY. NOT GUARANTEED BY THE INSTITUTION. MAY GO DOWN IN VALUE.

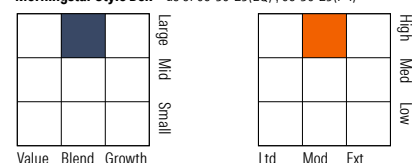
**Allocation of Stocks and Bonds****Portfolio Analysis**

Composition as of 06-30-25



U.S. Stocks	60.0
Non-U.S. Stocks	26.3
Bonds	8.3
Cash	4.8
Other	0.7

Morningstar Style Box™ as of 06-30-25(EQ) ; 06-30-25(F-I)



Top 5 Holdings as of 06-30-25

	% Assets
American Funds Fundamental Invs R6	9.09
American Funds New Perspective R6	8.97
American Funds SMALLCAP World R6	8.91
American Funds Capital World Gr&Inc R6	7.99
American Funds Washington Mutual R6	7.85

Credit Analysis: % Bonds as of 06-30-25

AAA	59	BB	3
AA	25	B	1
A	6	Below B	0
BBB	7	Not Rated	0

Morningstar Super Sectors as of 06-30-25

	% Fund
Cyclical	29.73
Sensitive	48.29
Defensive	21.98

Morningstar F-I Sectors as of 06-30-25

	% Fund
Government	30.90
Corporate	8.87
Securitized	26.77
Municipal	0.13
Cash/Cash Equivalents	33.33
Derivative	0.00

**Operations**

Gross Prosp Exp Ratio	0.39% of fund assets
Net Prosp Exp Ratio	0.39% of fund assets
Management Fee	0.00%
12b-1 Fee	—
Other Fee	0.00%
Miscellaneous Fee(s)	0.39%
Fund Inception Date	02-01-10
Total Fund Assets (\$mil)	28,522.0
Annual Turnover Ratio %	5.00
Fund Family Name	Capital Group

Waiver Data	Type	Exp. Date	%
—	—	—	—

**Portfolio Manager(s)**

Wesley Phoa. Since 2012.  
Michelle Black. Since 2020.

Advisor	Capital Research and Management Company
Subadvisor	—

**Notes**

The return of principal for the underlying funds in this target date fund is not guaranteed. Fund shares are subject to the same interest rate, inflation and credit risks associated with the underlying bond holdings. Although the target date funds are actively managed for investors on a projected retirement date timeframe, the fund's allocation strategy does not guarantee that investors' retirement goals will be met. The target date is the year in which an investor may begin taking withdrawals. Investment professionals continue to manage each fund for 20 to 30 years after it reaches its target date.