

American Funds® 2050 Target Date Retirement Fund® - Class R-6

Category
Target-Date 2050

Investment Objective & Strategy

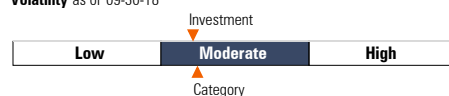
From the investment's prospectus

The investment seeks growth, income and conservation of capital.

The fund normally invests a greater portion of its assets in bond, equity income and balanced funds as it approaches and passes its target date. The advisor attempts to achieve its investment objectives by investing in a mix of American Funds in different combinations and weightings. The underlying American Funds represent a variety of fund categories such as growth funds, growth-and-income funds, equity-income funds and a balanced fund and bond funds. The fund categories represent differing investment objectives.

Volatility and Risk

Volatility as of 09-30-18



Risk Measures as of 09-30-18	Port Avg	Rel S&P 500	Rel Cat
3 Yr Std Dev	7.92	0.86	0.97
3 Yr Beta	1.38	—	0.97

Principal Risks

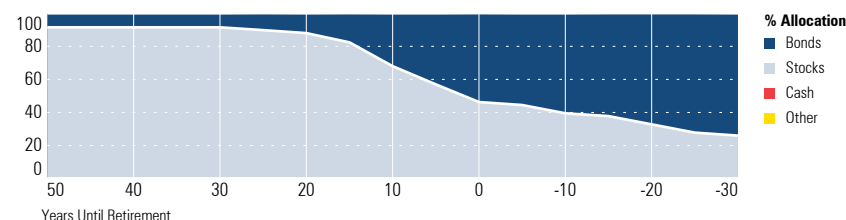
Emerging Markets, Foreign Securities, Long-Term Outlook and Projections, Loss of Money, Not FDIC Insured, Active Management, Issuer, Market/Market Volatility, Equity Securities, Futures, High-Yield Securities, Mortgage-Backed and Asset-Backed Securities, Restricted/Illiquid Securities, Underlying Fund/Fund of Funds, U.S. Government Obligations, Derivatives, Fixed-Income Securities, Management, Small Cap

Important Information

Morningstar Investment Profiles must be accompanied by Morningstar Disclosure and Glossary.

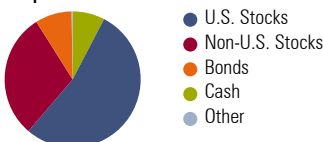
Funds or their affiliates may pay compensation to Voya® affiliates offering a fund. Such compensation may be paid out of distribution, service and/or 12b-1 fees that are deducted from the fund's assets, and/or may be paid directly by the fund's affiliates. Any fees deducted from fund assets are discussed in the fund's prospectus and disclosed in the fund fact sheet. Because these fees are paid on an on-going basis, over time these fees will increase the cost of your investment and may cost you more than paying other types of sales charges. If offered through a retirement program, additional fees and expenses may be charged under that program. NOT A DEPOSIT. NOT FDIC INSURED. NOT INSURED BY ANY FEDERAL GOVERNMENT AGENCY. NOT GUARANTEED BY THE INSTITUTION. MAY GO DOWN IN VALUE.

Allocation of Stocks and Bonds



Portfolio Analysis

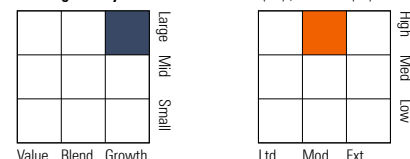
Composition as of 09-30-18



% Assets

U.S. Stocks	53.6
Non-U.S. Stocks	29.8
Bonds	8.7
Cash	7.7
Other	0.3

Morningstar Style Box™ as of 09-30-18(EQ) ; 09-30-18(F-I)



Top 5 Holdings as of 09-30-18

	% Assets
American Funds Invt Co of Amer R6	9.00
American Funds Washington Mutual R6	9.00
American Funds American Mutual R6	8.00
American Funds Fundamental Invs R6	8.00
American Funds AMCAP R6	7.03

Morningstar Super Sectors as of 09-30-18

	% Fund
Cyclical	34.72
Sensitive	41.32
Defensive	23.95

Credit Analysis: % Bonds as of 09-30-18

AAA	88	BB	1
AA	2	B	0
A	5	Below B	0
BBB	4	Not Rated	0

Morningstar F-I Sectors as of 09-30-18

	% Fund
Government	36.63
Corporate	7.58
Securitized	9.34
Municipal	0.08
Cash/Cash Equivalents	46.36
Other	0.00

Operations

Gross Prosp Exp Ratio	0.42% of fund assets
Net Prosp Exp Ratio	0.42% of fund assets
Management Fee	0.00%
12b-1 Fee	—
Other Fee	0.00%
Miscellaneous Fee(s)	0.42%
Fund Inception Date	07-13-09
Total Fund Assets (\$mil)	7,714.7
Annual Turnover Ratio %	0.00
Fund Family Name	American Funds

Waiver Data	Type	Exp. Date	%
—	—	—	—

Portfolio Manager(s)

James Lovelace, CFA. Since 2007.
John Smet. Since 2007.

Advisor	Capital Research and Management Company
Subadvisor	—

Notes

The return of principal for the underlying funds in this target date fund is not guaranteed. Fund shares are subject to the same interest rate, inflation and credit risks associated with the underlying bond holdings. Although the target date funds are actively managed for investors on a projected retirement date timeframe, the fund's allocation strategy does not guarantee that investors' retirement goals will be met. The target date is the year in which an investor may begin taking withdrawals. Investment professionals continue to manage each fund for 20 to 30 years after it reaches its target date.