

# American Funds® 2030 Target Date Retirement Fund® - Class R-6

Release Date  
09-30-20

**Category**  
Target-Date 2030

## Investment Objective & Strategy

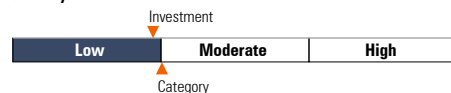
### From the investment's prospectus

The investment seeks growth, income and conservation of capital.

The fund normally invests a greater portion of its assets in fixed income, equity-income and balanced funds as it approaches and passes its target date. The advisor attempts to achieve its investment objectives by investing in a mix of American Funds in different combinations and weightings. The underlying American Funds represent a variety of fund categories, including growth funds, growth-and-income funds, equity-income funds, balanced funds and fixed income funds. The fund categories represent differing investment objectives.

## Volatility and Risk

Volatility as of 09-30-20



Risk Measures as of 09-30-20	Port Avg	Rel S&P 500	Rel Cat
3 Yr Std Dev	11.06	0.62	0.93
3 Yr Beta	1.04	—	0.93

## Principal Risks

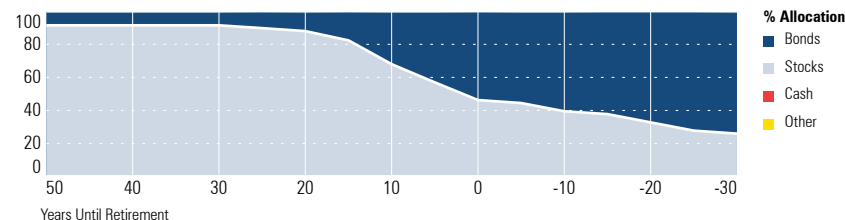
Inflation-Protected Securities, Foreign Securities, Long-Term Outlook and Projections, Loss of Money, Not FDIC Insured, Active Management, Issuer, Interest Rate, Market/Market Volatility, Equity Securities, Mortgage-Backed and Asset-Backed Securities, Restricted/Illiquid Securities, Underlying Fund/Fund of Funds, U.S. Government Obligations, Derivatives, Fixed-Income Securities, Conflict of Interest, Management

## Important Information

**Morningstar Investment Profiles must be accompanied by Morningstar Disclosure and Glossary.**

Funds or their affiliates may pay compensation to Voya® affiliates offering a fund. Such compensation may be paid out of distribution, service and/or 12b-1 fees that are deducted from the fund's assets, and/or may be paid directly by the fund's affiliates. Any fees deducted from fund assets are discussed in the fund's prospectus and disclosed in the fund fact sheet. Because these fees are paid on an on-going basis, over time these fees will increase the cost of your investment and may cost you more than paying other types of sales charges. If offered through a retirement program, additional fees and expenses may be charged under that program. NOT A DEPOSIT. NOT FDIC INSURED. NOT INSURED BY ANY FEDERAL GOVERNMENT AGENCY. NOT GUARANTEED BY THE INSTITUTION. MAY GO DOWN IN VALUE.

## Allocation of Stocks and Bonds

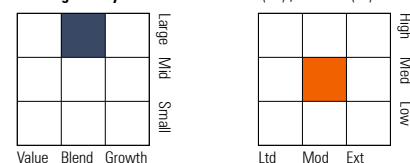


## Portfolio Analysis

Composition as of 09-30-20

U.S. Stocks	44.1	% Net
Non-U.S. Stocks	20.7	
Bonds	29.2	
Cash	5.5	
Other	0.6	
Total		100.0

Morningstar Style Box™ as of 09-30-20(EQ) ; 09-30-20(F-I)



Top 5 Holdings as of 09-30-20

Top 5 Holdings as of 09-30-20	% Assets
American Funds Washington Mutual R6	7.85
American Funds Invmt Co of Amer R6	7.17
American Funds US Government Sec R6	6.56
American Funds Fundamental Invs R6	6.13
American Funds American Mutual R6	5.75

Morningstar Super Sectors as of 09-30-20

Morningstar Super Sectors as of 09-30-20	% Fund
Cyclical	28.76
Sensitive	41.38
Defensive	29.87

Morningstar F-I Sectors as of 09-30-20

Morningstar F-I Sectors as of 09-30-20	% Fund
Government	28.46
Corporate	12.82
Securitized	30.84
Municipal	0.13
Cash/Cash Equivalents	27.75
Other	0.00

Credit Analysis: % Bonds as of 09-30-20

AAA	75	BB	2
AA	4	B	1
A	9	Below B	0
BBB	8	Not Rated	1

## Operations

Gross Prosp Exp Ratio	0.35% of fund assets
Net Prosp Exp Ratio	0.35% of fund assets
Management Fee	0.00%
12b-1 Fee	—
Other Fee	0.00%
Miscellaneous Fee(s)	0.35%
Fund Inception Date	07-13-09
Total Fund Assets (\$mil)	29,293.8
Annual Turnover Ratio %	0.00
Fund Family Name	American Funds

Waiver Data	Type	Exp. Date	%
—	—	—	—

## Portfolio Manager(s)

James Lovelace, CFA. Since 2007.  
Wesley Phoa. Since 2012.

Advisor	Capital Research and Management Company
Subadvisor	—

## Notes

The return of principal for the underlying funds in this target date fund is not guaranteed. Fund shares are subject to the same interest rate, inflation and credit risks associated with the underlying bond holdings. Although the target date funds are actively managed for investors on a projected retirement date timeframe, the fund's allocation strategy does not guarantee that investors' retirement goals will be met. The target date is the year in which an investor may begin taking withdrawals. Investment professionals continue to manage each fund for 20 to 30 years after it reaches its target date. None