

American Funds® 2055 Target Date Retirement Fund® - Class R-4

Release Date
09-30-21

Category
Target-Date 2055

Investment Objective & Strategy

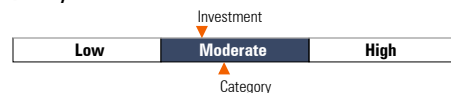
From the investment's prospectus

The investment seeks growth, income and conservation of capital.

The fund normally invests a greater portion of its assets in fixed income, equity-income and balanced funds as it approaches and passes its target date. The advisor attempts to achieve its investment objectives by investing in a mix of American Funds in different combinations and weightings. The underlying American Funds represent a variety of fund categories, including growth funds, growth-and-income funds, equity-income funds, balanced funds and fixed income funds. The fund categories represent differing investment objectives.

Volatility and Risk

Volatility as of 09-30-21



| Risk Measures as of 09-30-21 | Port Avg | Rel S&P 500 | Rel Cat |
|------------------------------|----------|-------------|---------|
| 3 Yr Std Dev | 16.05 | 0.85 | 0.93 |
| 3 Yr Beta | 1.38 | — | 0.93 |

Principal Risks

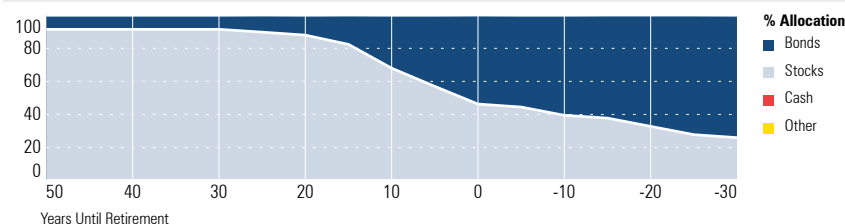
Foreign Securities, Long-Term Outlook and Projections, Loss of Money, Not FDIC Insured, Active Management, Issuer, Interest Rate, Market/Market Volatility, Equity Securities, Underlying Fund/Fund of Funds, U.S. Government Obligations, Fixed-Income Securities, Conflict of Interest, Management

Important Information

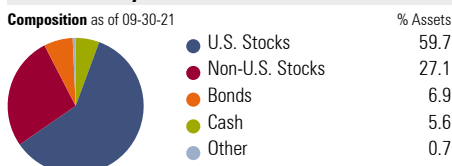
Morningstar Investment Profiles must be accompanied by Morningstar Disclosure and Glossary.

Funds or their affiliates may pay compensation to Voya® affiliates offering a fund. Such compensation may be paid out of distribution, service and/or 12b-1 fees that are deducted from the fund's assets, and/or may be paid directly by the fund's affiliates. Any fees deducted from fund assets are discussed in the fund's prospectus and disclosed in the fund fact sheet. Because these fees are paid on an on-going basis, over time these fees will increase the cost of your investment and may cost you more than paying other types of sales charges. If offered through a retirement program, additional fees and expenses may be charged under that program. NOT A DEPOSIT. NOT FDIC INSURED. NOT INSURED BY ANY FEDERAL GOVERNMENT AGENCY. NOT GUARANTEED BY THE INSTITUTION. MAY GO DOWN IN VALUE.

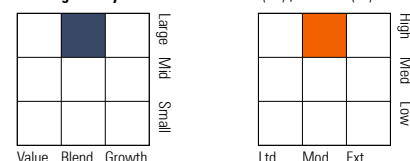
Allocation of Stocks and Bonds



Portfolio Analysis



Morningstar Style Box™ as of 09-30-21(EQ) ; 09-30-21(F-I)



| Top 5 Holdings as of 09-30-21 | % Assets |
|--|----------|
| American Funds Capital World Gr&Inc R6 | 9.97 |
| American Funds New Perspective R6 | 9.62 |
| American Funds SMALLCAP World R6 | 9.62 |
| American Funds Fundamental Invs R6 | 8.95 |
| American Funds Washington Mutual R6 | 8.05 |

| Morningstar Super Sectors as of 09-30-21 | % Fund |
|--|--------|
| Cyclical | 31.44 |
| Sensitive | 45.45 |
| Defensive | 23.11 |

| Credit Analysis: % Bonds as of 09-30-21 | | | |
|---|----|-----------|---|
| AAA | 86 | BB | 1 |
| AA | 2 | B | 0 |
| A | 5 | Below B | 0 |
| BBB | 6 | Not Rated | 1 |

| Morningstar F-I Sectors as of 09-30-21 | % Fund |
|--|--------|
| Government | 38.51 |
| Corporate | 7.52 |
| Securitized | 10.12 |
| Municipal | 0.15 |
| Cash/Cash Equivalents | 43.71 |
| Other | 0.00 |

Operations

| | |
|---------------------------|----------------------|
| Gross Prosp Exp Ratio | 0.74% of fund assets |
| Net Prosp Exp Ratio | 0.74% of fund assets |
| Management Fee | 0.00% |
| 12b-1 Fee | 0.25% |
| Other Fee | 0.00% |
| Miscellaneous Fee(s) | 0.49% |
| Fund Inception Date | 02-01-10 |
| Total Fund Assets (\$mil) | 11,982.3 |
| Annual Turnover Ratio % | 3.00 |
| Fund Family Name | American Funds |

| Waiver Data | Type | Exp. Date | % |
|-------------|------|-----------|---|
| — | — | — | — |

Portfolio Manager(s)

Wesley Phoa. Since 2012.
Bradley Vogt. Since 2012.

| | |
|------------|---|
| Advisor | Capital Research and Management Company |
| Subadvisor | — |

Notes

The return of principal for the underlying funds in this target date fund is not guaranteed. Fund shares are subject to the same interest rate, inflation and credit risks associated with the underlying bond holdings. Although the target date funds are actively managed for investors on a projected retirement date timeframe, the fund's allocation strategy does not guarantee that investors' retirement goals will be met. The target date is the year in which an investor may begin taking withdrawals. Investment professionals continue to manage each fund for 20 to 30 years after it reaches its target date.