

# Voya Index Solution 2045 Portfolio - Adviser Class

**Category**  
Target-Date 2045

## Investment Objective & Strategy

### From the investment's prospectus

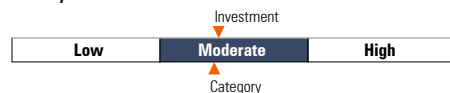
The investment seeks to provide total return consistent with an asset allocation targeted at retirement in approximately 2045.

Under normal market conditions, the Portfolio invests at least 80% of its net assets (plus borrowings for investment purposes) in a combination of underlying funds which are passively managed index funds. The underlying funds invest in U.S. stocks, international stocks, U.S. bonds, and other debt instruments and the Portfolio uses an asset allocation strategy designed for investors expecting to retire around the year 2045.

Past name(s) : Voya Index Solution 2045 Port A.

## Volatility and Risk

**Volatility** as of 09-30-20



Risk Measures as of 09-30-20	Port Avg	Rel S&P 500	Rel Cat
3 Yr Std Dev	15.62	0.88	1.01
3 Yr Beta	1.48	—	1.01

## Principal Risks

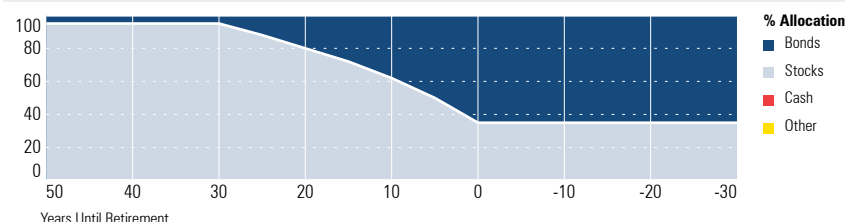
Credit and Counterparty, Extension, Inflation/Deflation, Inflation-Protected Securities, Prepayment (Call), Currency, Emerging Markets, Foreign Securities, Loss of Money, Not FDIC Insured, Country or Region, Capitalization, Growth Investing, Value Investing, Index Correlation/Tracking Error, Issuer, Interest Rate, Market/Market Volatility, Bank Loans, Commodity, Equity Securities, High-Yield Securities, Industry and Sector Investing, Restricted/Illiquid Securities, Underlying Fund/Fund of Funds, Derivatives, Cash Drag, China Region, Conflict of Interest, Credit Default Swaps, Management, Target Date, Real Estate/REIT Sector

## Important Information

**Morningstar Investment Profiles must be accompanied by Morningstar Disclosure and Glossary.**

Funds or their affiliates may pay compensation to Voya® affiliates offering a fund. Such compensation may be paid out of distribution, service and/or 12b-1 fees that are deducted from the fund's assets, and/or may be paid directly by the fund's affiliates. Any fees deducted from fund assets are discussed in the fund's prospectus and disclosed in the fund fact sheet. Because these fees are paid on an on-going basis, over time these fees will increase the cost of your investment and may cost you more than paying other types of sales charges. If offered through a retirement program, additional fees and expenses may be charged under that program. NOT A DEPOSIT. NOT FDIC INSURED. NOT INSURED BY ANY FEDERAL GOVERNMENT AGENCY. NOT GUARANTEED BY THE INSTITUTION. MAY GO DOWN IN VALUE.

## Allocation of Stocks and Bonds

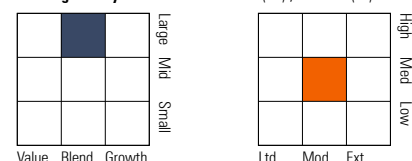


## Portfolio Analysis

**Composition** as of 08-31-20

Category	% Net
U.S. Stocks	66.2
Non-U.S. Stocks	29.7
Bonds	3.1
Cash	1.0
Other	0.0
<b>Total</b>	<b>100.0</b>

**Morningstar Style Box™** as of 08-31-20(EQ) ; 06-30-20(F-I)



**Top 5 Holdings** as of 08-31-20

Asset	% Assets
Voya US Stock Index P2	55.58
Voya International Index P2	23.46
Voya US Bond Index P2	7.55
Voya Emerging Markets Index P2	6.87
10 Year Treasury Note Future Dec 20 12-31-20	5.02

**Morningstar Super Sectors** as of 08-31-20

Sector	% Fund
Cyclical	32.83
Sensitive	42.05
Defensive	25.12

**Credit Analysis: % Bonds** as of 06-30-20

Rating	Count	%
AAA	39	13
AA	3	7
A	17	1
BBB	20	0
BB		
B		
Below B		
Not Rated		

**Morningstar F-I Sectors** as of 08-31-20

Sector	% Fund
Government	25.27
Corporate	33.24
Securitized	16.40
Municipal	0.59
Cash/Cash Equivalents	24.50
Other	0.00

## Operations

Gross Prosp Exp Ratio	0.97% of fund assets
Net Prosp Exp Ratio	0.89% of fund assets
Management Fee	0.21%
12b-1 Fee	0.50%
Other Fee	0.00%
Miscellaneous Fee(s)	0.26%
Fund Inception Date	03-10-08
Total Fund Assets (\$mil)	806.5
Annual Turnover Ratio %	24.00
Fund Family Name	Voya

Waiver Data	Type	Exp. Date	%
Expense Ratio	Contractual	05-01-21	0.08

## Portfolio Manager(s)

Paul Zemsky, CFA. Since 2008.  
Halvard Kvaale, CIMA. Since 2012.

Advisor	Voya Investments, LLC
Subadvisor	Voya Investment Management Co. LLC

## Notes

The Portfolio's Management Fee structure is a "bifurcated fee" structure as follows: an annual rate of 0.20% of the Portfolio's average daily net assets invested in Underlying Funds within the Voya family of funds, and 0.40% of the Portfolio's average daily net assets invested in direct investments. Total Annual Portfolio Operating Expenses may be higher than the Portfolio's ratio of expenses to average net assets shown in the Portfolio's Financial Highlights, which reflects the operating expenses of the Portfolio and does not include Acquired Fund Fees and Expenses. The adviser is contractually obligated to limit expenses to 0.89% for Class ADV shares through May 1, 2021. The limitation does not extend to interest, taxes, investment-related costs, leverage expenses and extraordinary expenses. Termination or modification of this obligation requires approval by the Portfolio's board.