

# Voya Index Solution 2025 Portfolio - Service Class

**Category**  
Target-Date 2025

## Investment Objective & Strategy

### From the investment's prospectus

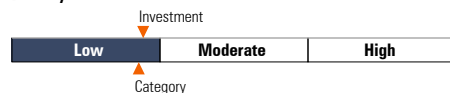
The investment seeks to provide total return consistent with an asset allocation targeted at retirement in approximately 2025.

Under normal market conditions, the Portfolio invests at least 80% of its net assets (plus borrowings for investment purposes) in a combination of underlying funds which are passively managed index funds. The underlying funds invest in U.S. stocks, international stocks, U.S. bonds, and other debt instruments and the Portfolio uses an asset allocation strategy designed for investors expecting to retire around the year 2025.

Past name(s) : ING Index Solution 2025 Portfolio S.

## Volatility and Risk

### Volatility as of 06-30-20



Risk Measures as of 06-30-20	Port Avg	Rel S&P 500	Rel Cat
3 Yr Std Dev	9.96	0.59	1.00
3 Yr Beta	0.98	—	1.02

## Principal Risks

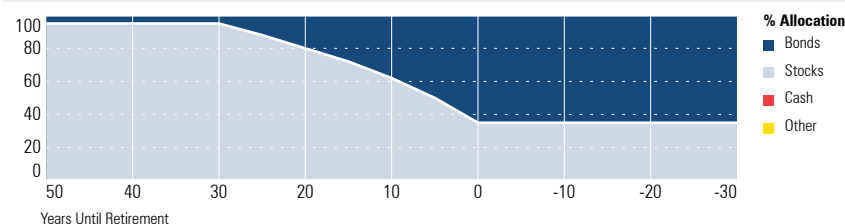
Credit and Counterparty, Extension, Inflation/Deflation, Inflation-Protected Securities, Prepayment (Call), Currency, Emerging Markets, Foreign Securities, Loss of Money, Not FDIC Insured, Country or Region, Capitalization, Growth Investing, Value Investing, Index Correlation/Tracking Error, Issuer, Interest Rate, Market/Market Volatility, Bank Loans, Commodity, High-Yield Securities, Industry and Sector Investing, Restricted/Illiquid Securities, Underlying Fund/Fund of Funds, Derivatives, Cash Drag, China Region, Conflict of Interest, Credit Default Swaps, Management, Target Date, Real Estate/REIT Sector

## Important Information

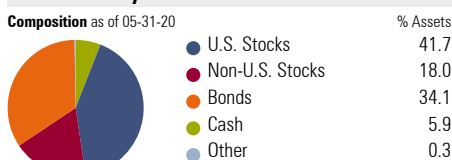
### Morningstar Investment Profiles must be accompanied by Morningstar Disclosure and Glossary.

Funds or their affiliates may pay compensation to Voya® affiliates offering a fund. Such compensation may be paid out of distribution, service and/or 12b-1 fees that are deducted from the fund's assets, and/or may be paid directly by the fund's affiliates. Any fees deducted from fund assets are discussed in the fund's prospectus and disclosed in the fund fact sheet. Because these fees are paid on an on-going basis, over time these fees will increase the cost of your investment and may cost you more than paying other types of sales charges. If offered through a retirement program, additional fees and expenses may be charged under that program. NOT A DEPOSIT. NOT FDIC INSURED. NOT INSURED BY ANY FEDERAL GOVERNMENT AGENCY. NOT GUARANTEED BY THE INSTITUTION. MAY GO DOWN IN VALUE.

## Allocation of Stocks and Bonds



## Portfolio Analysis



Top 5 Holdings as of 05-31-20	% Assets
Voya US Stock Index P2	37.56
Voya US Bond Index P2	31.62
Voya International Index P2	15.32
Xtrackers USD High Yield Corp Bd ETF	4.03
iShares 20+ Year Treasury Bond ETF	3.78

Credit Analysis: % Bonds as of 03-31-20			
AAA	51	BB	6
AA	3	B	3
A	17	Below B	1
BBB	19	Not Rated	0

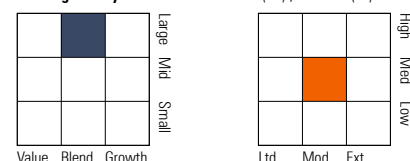
## Operations

Gross Prosp Exp Ratio	0.72% of fund assets
Net Prosp Exp Ratio	0.64% of fund assets
Management Fee	0.22%
12b-1 Fee	0.25%
Other Fee	0.00%
Miscellaneous Fee(s)	0.25%
Fund Inception Date	03-10-08
Total Fund Assets (\$mil)	1,094.5
Annual Turnover Ratio %	28.00
Fund Family Name	Voya

## Notes

The Portfolio's Management Fee structure is a "bifurcated fee" structure as follows: an annual rate of 0.20% of the Portfolio's average daily net assets invested in Underlying Funds within the Voya family of funds, and 0.40% of the Portfolio's average daily net assets invested in direct investments. Total Annual Portfolio Operating Expenses may be higher than the Portfolio's ratio of expenses to average net assets shown in the Portfolio's Financial Highlights, which reflects the operating expenses of the Portfolio and does not include Acquired Fund Fees and Expenses. The adviser is contractually obligated to limit expenses to 0.64% for Class S shares through May 1, 2021. The limitation does not extend to interest, taxes, investment-related costs, leverage expenses and extraordinary expenses. Termination or modification of this obligation requires approval by the Portfolio's board.

## Morningstar Style Box™ as of 05-31-20(EQ) ; 03-31-20(F-I)



Morningstar Super Sectors as of 05-31-20	% Fund
Cyclical	31.85
Sensitive	41.31
Defensive	26.84

Morningstar F-I Sectors as of 05-31-20	% Fund
Government	37.13
Corporate	29.16
Securitized	18.32
Municipal	0.64
Cash/Cash Equivalents	14.75
Other	0.00

Waiver Data	Type	Exp. Date	%
Expense Ratio	Contractual	05-01-21	0.08

## Portfolio Manager(s)

Paul Zemsky, CFA. Since 2008.  
Halvard Kvaale, CIMA. Since 2012.

Advisor	Voya Investments, LLC
Subadvisor	Voya Investment Management Co. LLC