

Voya Strategic Allocation Growth Portfolio - Class I

Category

Moderately Aggressive Allocation

Investment Objective & Strategy

From the investment's prospectus

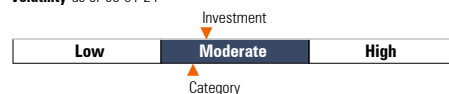
The investment seeks capital appreciation.

Under normal market conditions, the sub-adviser invests the assets of the Portfolio primarily in a combination of other funds that in turn invest, in varying degrees, among several classes of equities, fixed-income instruments, emerging markets debt, and money market instruments. The Portfolio normally invests at least 80% of its assets in underlying funds affiliated with the investment adviser, although the sub-adviser may in its discretion invest up to 20% of the Portfolio's assets in underlying funds that are not affiliated with the investment adviser, including exchange-traded funds.

Past name(s) : ING Strat Allocation Growth Port I.

Volatility and Risk

Volatility as of 03-31-24



Risk Measures as of 03-31-24			
Port Avg	Rel S&P 500	Rel Cat	
3 Yr Std Dev	15.00	0.85	1.05
3 Yr Beta	1.18	—	1.08

Principal Risks

Lending, Credit and Counterparty, Extension, Prepayment (Call), Currency, Emerging Markets, Foreign Securities, Loss of Money, Not FDIC Insured, Country or Region, Capitalization, Growth Investing, Value Investing, Index Correlation/Tracking Error, Issuer, Interest Rate, Market/Market Volatility, Bank Loans, Commodity, High-Yield Securities, Other, Restricted/Illiquid Securities, Underlying Fund/Fund of Funds, Derivatives, Socially Conscious, Cash Drag, China Region, Conflict of Interest, Credit Default Swaps, Management, Financials Sector, Real Estate/REIT Sector

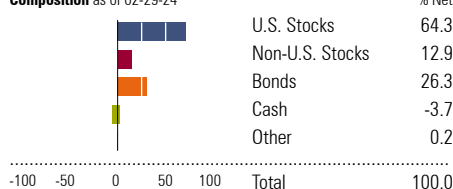
Important Information

Please refer to the Morningstar Disclosure and Glossary document contained in your plan's eligibility package for additional information. You may always access the most current version of the Disclosure and Glossary at <https://www.voyaretirementplans.com/fundonepagescolor/DisclosureGlossary.pdf>

Funds or their affiliates may pay compensation to Voya® affiliates offering a fund. Such compensation may be paid out of distribution, service and/or 12b-1 fees that are deducted from the fund's assets, and/or may be paid directly by the fund's affiliates. Any fees deducted from fund assets are discussed in the fund's prospectus and disclosed in the fund fact sheet. Because these fees are paid on an on-going basis, over time these fees will increase the cost of your investment and may cost you more than paying other types of sales charges. If offered through a retirement program, additional fees and expenses may be charged under that program. NOT A DEPOSIT. NOT FDIC INSURED. NOT INSURED BY ANY FEDERAL GOVERNMENT AGENCY. NOT GUARANTEED BY THE INSTITUTION. MAY GO DOWN IN VALUE.

Portfolio Analysis

Composition as of 02-29-24



Top 10 Holdings as of 02-29-24

	% Assets
Voya US Stock Index Port I	40.93
Voya Intermediate Bond R6	13.57
VY® T. Rowe Price Growth Equity I	5.11
Voya Large Cap Value Port R6	5.00
Voya Multi-Manager International Eq I	4.97
Voya MidCap Opportunities Port R6	4.65
Voya Multi-Manager Mid Cap Value I	4.53
Voya Multi-Manager Intl Factors I	4.49
VY® BrandywineGLOBAL-Bond Port	3.84
Voya Multi-Manager Emerging Markets Eq I	3.06

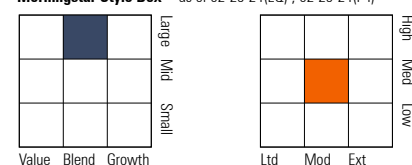
Credit Analysis: % Bonds as of 02-29-24

AAA	15	BB	4
AA	46	B	2
A	16	Below B	0
BBB	16	Not Rated	1

Operations

Gross Prosp Exp Ratio	0.81% of fund assets
Net Prosp Exp Ratio	0.77% of fund assets
Management Fee	0.19%
12b-1 Fee	—
Other Fee	0.01%
Miscellaneous Fee(s)	0.61%
Fund Inception Date	07-05-95
Total Fund Assets (\$mil)	145.7
Annual Turnover Ratio %	24.00
Fund Family Name	Voya

Morningstar Style Box™ as of 02-29-24(EQ) ; 02-29-24(F-I)



Morningstar Super Sectors as of 02-29-24

	% Fund
Cyclical	29.88
Sensitive	49.65
Defensive	20.48

Morningstar F-I Sectors as of 02-29-24

	% Fund
Government	41.41
Corporate	19.18
Securitized	33.21
Municipal	0.01
Cash/Cash Equivalents	6.18
Derivative	0.00

Waiver Data	Type	Exp. Date	%
Expense Ratio	Contractual	05-01-24	0.04

Portfolio Manager(s)

Barbara Reinhard, CFA. Since 2018.
Lanyon Blair, CFA. Since 2023.

Advisor	Voya Investments, LLC
Subadvisor	Voya Investment Management Co. LLC

Notes

Total Annual Portfolio Operating Expenses shown may be higher than the Portfolio's ratio of expenses to average net assets shown in the Financial Highlights, which reflects the operating expenses of the Portfolio and does not include Acquired Fund Fees and Expenses. 2. Voya Investments, LLC (the "Investment Adviser") is contractually obligated to limit expenses to 0.77% for Class I shares through May 1, 2024. The limitation does not extend to interest, taxes, investment-related costs, leverage expenses, and extraordinary expenses. Termination or modification of this obligation requires approval by the Portfolio's Board of Directors (the "Board").